



Rzeczpospolita  
Polska



**DOLNY  
ŚLĄSK**

Unia Europejska  
Europejskie Fundusze  
Strukturalne i Inwestycyjne



## **Annex II**

# **Summary of Annual Implementation Report of Regional Operational Programme for Dolnośląskie Voivodeship 2014-2020**

## **Reporting year 2017**

**Summary made public in accordance with  
Article 50(9) of Regulation (EU) No 1303/2013**

**May 2018**

## Table of contents

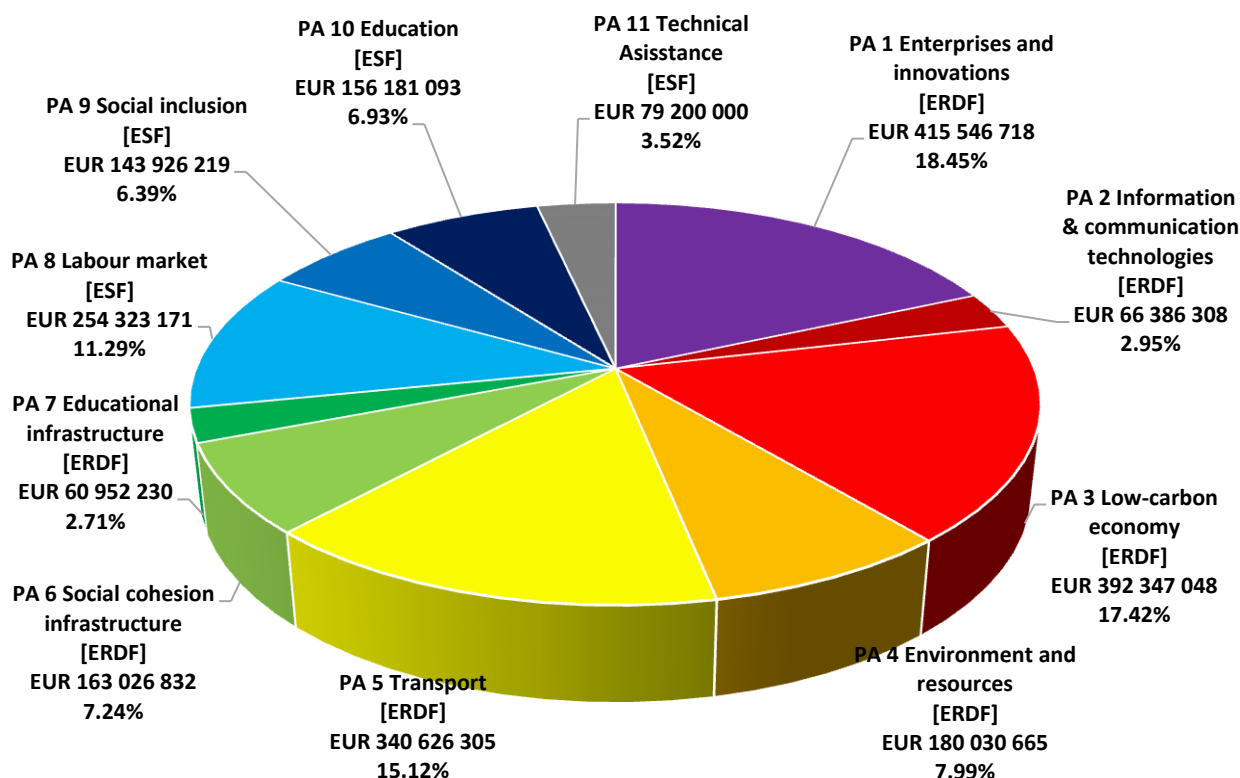
1.	Review of implementation of Operational Programme .....	3
2.	European Regional Development Fund.....	7
2.1	Priority Axis 1 Enterprises and innovations (TO 1 and TO 3).....	8
2.2	Priority Axis 2 Information and communication technologies (TO 2) .....	10
2.3	Priority Axis 3 Low-carbon economy (TO 4) .....	12
2.4	Priority Axis 4 Environment and Resources (TO 5 and TO 6).....	14
2.5	Priority Axis 5 Transport (TO 7).....	17
2.6	Priority Axis 6 Social cohesion infrastructure (TO 9) .....	20
2.7	Priority Axis 7 Educational infrastructure (TO 10) .....	22
3.	European Social Fund .....	24
3.1	Priority Axis 8 Labour market (TO 8).....	25
3.2	Priority Axis 9 Social inclusion (TO 9).....	27
3.3	Priority Axis 10 Education (TO 10) .....	29
3.4	Priority Axis 11 Technical Assistance (TO 11) .....	32
4.	Examples of implemented projects under the ROP DV 2014-2020 .....	34
5.	Financial instruments .....	38
6.	Integrated Territorial Investments .....	40

# 1. Review of implementation of Operational Programme

Main objective of Regional Operational Programme for Dolnośląskie Voivodeship 2014-2020:

*Increased competitiveness of Lower Silesia ensuring improvement of the living standards of its inhabitants while maintaining the principles of sustainable development.*

EU allocation for ROP DV 2014-2020 per Priority Axis [EUR]



Programme allocation – **EUR 2 252 546 589**

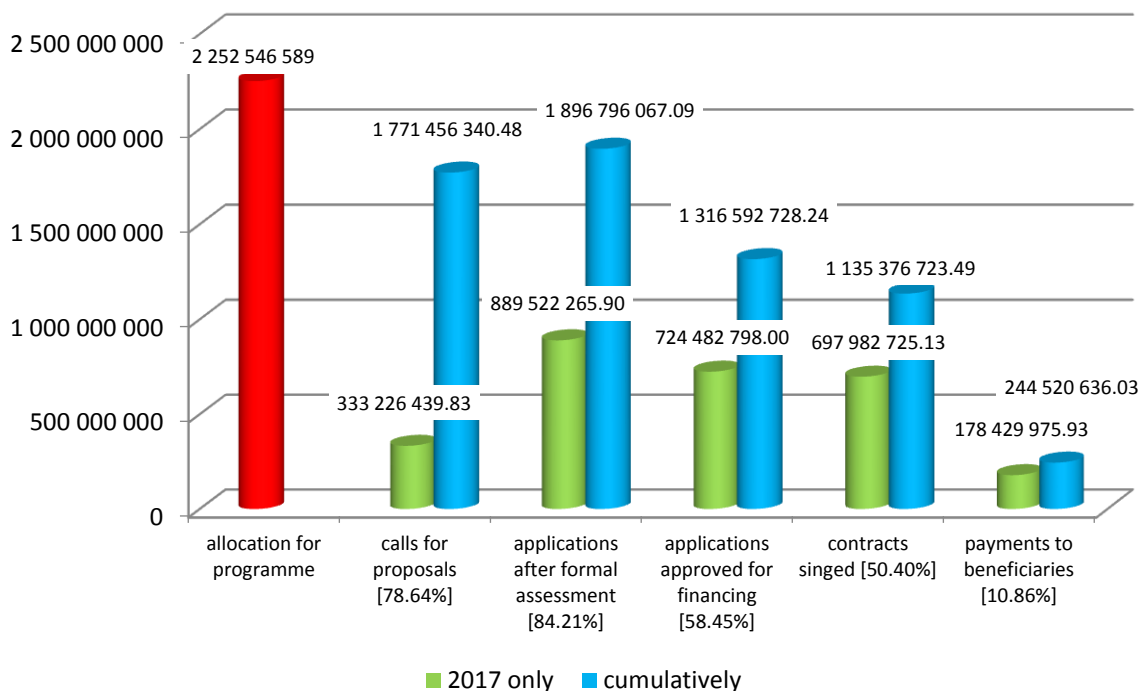
- European Regional Development Fund – **EUR 1 618 916 106**, i.e. 71.87% of the Programme allocation,
- European Social Fund – **EUR 633 630 483** (including Technical Assistance – EUR 79 200 000), i.e. 28.13% of the Programme allocation.

On October 3, 2017 the European Commission approved the following reallocation changes in the Programme:

- the amount of EUR 3 750 000 in Priority Axis 1, i.e. transfer of the ERDF funds to IP 1b (cat. 56 Investments in infrastructure, capacity and equipment of SMEs, directly related to research and innovation activities) to IP 1a (cat. 58 Infrastructure for research and innovation (public));
- the amount of EUR 4 350 000 in Priority Axis 4, i.e. transfer of the ERDF funds to IP 6d from cat. 85 Protection and enhancement of biodiversity, nature protection and green infrastructure to cat. 90 Bicycle and walking routes.

*This report uses the ECB exchange rate of December 28, 2017: 1 EUR = 4.1808 PLN.*

## Implementation of ROP DV 2014-2020 [EUR]



Within the ROP DV 2014-2020, 278 calls for proposals were announced, in which the value of the EU funds amounted to EUR 1 771 456 340.48, i.e. 78.64% of the Programme allocation.

By 31.12.2017, 4 314 applications for co-financing were positively assessed, in which the EU funds amounted to EUR 1 896 796 067.09, i.e. 84.21% of the Programme allocation.

2 587 projects with the value of EUR 1 722 447 432.56 (eligible costs) were approved for co-financing, including the EU funds in the amount of EUR 1 316 592 728.24, i.e. 58.45% of the Programme allocation.

By 31.12.2017, 2 103 contracts were signed with the value of 1 471 183 200.46 EUR, including the EU co-financing in the amount of EUR 1 135 376 723.49, i.e. 50.40% of the Programme allocation.

Payments to beneficiaries from the EU funds amounted to EUR 244 520 636.03, i.e. 10.86% of the Programme allocation.

The Certifying Authority submitted to the European Commission applications for payments for the total eligible costs of EUR 255 838 691.04. The European Commission has reimbursed expenditures in the amount of EUR 195 767 388.76 of the EU funds, i.e. 8.69% of the Programme allocation.

Projects within the ROP DV 2014-2020 were implemented using 56 intervention categories.

**The highest value** of co-financing was obtained by projects implementing the following categories:

- general production investments in small and medium-sized enterprises (cat. 001) – the amount of EU funds was EUR 124 371 386.95 (5.52% of the Programme allocation);
- renovation of public infrastructure for energy efficiency purposes, demonstration projects and support measures (cat. 013) – the amount of EU funds was EUR 73 788 705.43 (3.28% of the Programme allocation);
- other national and regional roads (newly constructed) (cat. 031) – the amount of EU funds was EUR 57 123 738.80 (2.54% of the Programme allocation).

Projects were carried out in all poviats of the voivodeship. **The largest share of the EU assistance** was awarded to the city of Wrocław (12.89% of the Programme allocation).

Implemented projects can be classified in the following territorial dimensions (according to the area of implementation):

- large urban areas (population > 50 000 and high population density) (cat. 01) – 633 projects, the amount of co-financing from the EU funds – EUR 307 035 776.18 EUR (13.63% of the Programme allocation);
- small urban areas (population > 5 000 and average population density) (cat. 02) – 739 projects, the amount of co-financing from the EU funds – EUR 312 054 692.12 EUR (13.85% of the Programme allocation);
- rural areas (with low population density) (cat. 03) – 643 projects, the amount of co-financing from the EU funds – EUR 247 906 848.44 (11.01% of the Programme allocation).

Among the implemented projects, 24 categories of business activities were distinguished. **The largest value of assistance** from EU funds was awarded to the following categories:

- financial and insurance activities (cat. 16) – the amount of co-financing from the EU funds – EUR 155 916 299.44 (6.92% of the Programme allocation);
- education (cat. 19) – the amount of co-financing from the EU funds – EUR 149 196 598.09 (6.62% of the Programme allocation);
- public administration (cat 18) – the amount of co-financing from EU funds – EUR 144 669 957.57 (6.42% of the Programme allocation).

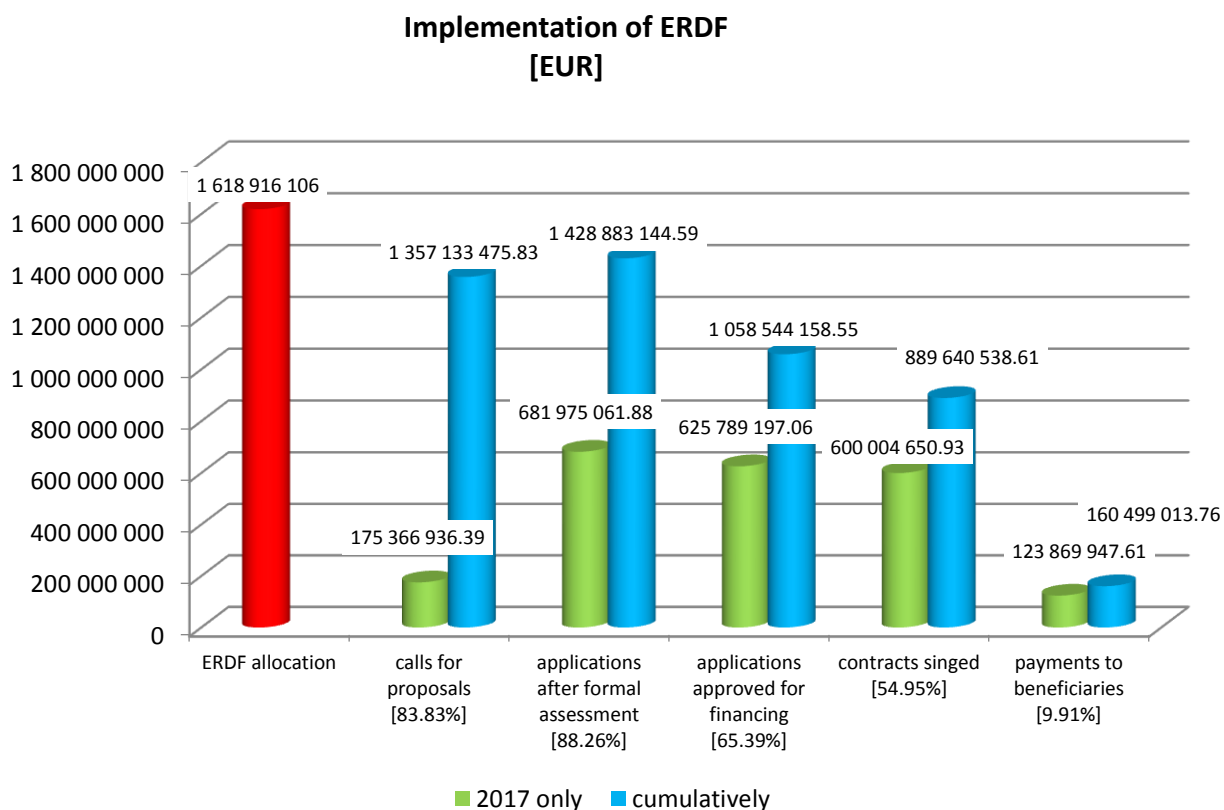
Projects were implemented mainly by:

- self and local government units – 895 projects; the amount of co-financing from the EU funds – EUR 692 017 442.58 (30.72% of the Programme allocation)
- enterprises and entrepreneurs – 895 projects; the amount of co-financing from the EU funds – EUR 260 305 881.93 (11.56% of the Programme allocation)
- foundations – 145 projects; the amount of co-financing from the EU funds – EUR 38 206 413.98 (1.70% of the Programme allocation)
- educational institutions – 21 projects; the amount of co-financing from the EU funds – EUR 21 089 090.72 (0.94% of the Programme allocation)
- co-operatives and housing communities – 88 projects; the amount of co-financing from the EU funds – EUR 17 067 253.51 (0.76% of the Programme allocation).

## Implementation of Operational Programme by 31 December 2017

Priority Axis	EU allocation with Performance Reserve [EUR]	Calls for proposals			Approved applications for financing			Contracts signed			Payments to beneficiaries	
		No. of calls	EU allocation for calls [EUR]	% of allocation	No. of applications	EU contribution [EUR]	% of allocation	No. of contracts	EU contribution [EUR]	% of allocation	EU contribution [EUR]	% of allocation
Priority axis 1 Enterprises and innovations	415 546 718	38	359 121 866.30	86.42%	824	250 331 849.58	60.24%	573	207 078 483.90	49.83%	39 047 704.49	9.40%
Priority axis 2 Information and communication technologies	66 386 308	6	58 201 366.75	87.67%	88	51 664 052.50	77.82%	84	46 529 065.30	70.09%	2 677 296.85	4.03%
Priority Axis 3 Low-carbon economy	392 347 048	35	346 658 554.94	88.36%	412	293 987 375.55	74.93%	381	276 454 540.80	70.46%	30 790 685.98	7.85%
Priority Axis 4 Environment and resources	180 030 665	25	165 625 523.73	92.00%	148	137 787 596.19	76.54%	110	88 705 104.64	49.27%	1 840 043.47	1.02%
Priority Axis 5 Transport	340 626 305	28	204 888 929.98	60.15%	24	172 275 524.52	50.58%	21	151 760 656.15	44.55%	63 785 334.25	18.73%
Priority Axis 6 Social cohesion infrastructure	163 026 832	24	159 793 200.99	98.02%	193	99 625 798.19	61.11%	91	70 524 082.55	43.26%	11 064 422.75	6.79%
Priority Axis 7 Educational infrastructure	60 952 230	19	62 844 033.13	103.10%	125	52 871 962.02	86.74%	123	48 588 605.27	79.72%	11 293 525.97	18.53%
Priority Axis 8 Labour market	254 323 171	22	145 519 348.30	57.22%	243	118 714 005.04	46.68%	233	115 281 026.20	45.33%	49 032 069.41	19.28%
Priority Axis 9 Social inclusion	143 926 219	33	106 850 481.76	74.24%	128	34 475 615.59	23.95%	120	34 646 091.93	24.07%	4 792 948.14	3.33%
Priority Axis 10 Education	156 181 093	44	121 838 073.57	78.01%	373	64 743 989.78	41.45%	338	56 091 749.71	35.91%	9 277 956.82	5.94%
Priority Axis 11 Technical Assistance	79 200 000	4	40 114 961.01	50.65%	29	40 114 959.28	50.65%	29	39 717 317.04	50.15%	20 918 647.91	26.41%
<b>Total ROP</b>	<b>2 252 546 589</b>	<b>278</b>	<b>1 771 456 340.48</b>	<b>78.64%</b>	<b>2 587</b>	<b>1 316 592 728.24</b>	<b>58.45%</b>	<b>2 103</b>	<b>1 135 376 723.49</b>	<b>50.40%</b>	<b>244 520 636.03</b>	<b>10.86%</b>

## 2. European Regional Development Fund



The allocation from the European Regional Development Fund (ERDF) allocated under the ROP DV 2014-2020 for co-financing projects is EUR 1 618 916 106.

In order to select projects to be implemented from the ERDF funds, 175 calls for proposals were announced, in which the value of the ERDF funds was EUR 1 357 133 475.83, i.e. 83.83% of the ERDF allocation.

By 31.12.2017, 3 055 applications for co-financing were positively assessed, in which the ERDF funds amounted to EUR 1 428 883 144.59, i.e. 88.26% of the ERDF allocation.

1 814 projects were approved for implementation with the value of EUR 1 418 685 173.37 (eligible costs), including the ERDF funds in the amount of EUR 1 058 544 158.55, i.e. 65.39% of the ERDF allocation.

By 31.12.2017, 1 383 contracts were signed with the value of EUR 1 181 902 796.49, including co-financing from the ERDF funds in the amount of EUR 889 640 538.61, i.e. 54.95% of the ERDF allocation.

Payments to beneficiaries from the ERDF funds amounted to EUR 160 499 013.76, i.e. 9.91% of the ERDF allocation.

The Certifying Authority submitted to the European Commission applications for payments for the total eligible costs in the amount of EUR 169 933 224.14. The European Commission has reimbursed expenditure in the amount of EUR 129 998 916.32 of EU funds, i.e. 8.03% of the ERDF allocation.

## 2.1 Priority Axis 1 Enterprises and innovations (TO 1 and TO 3)

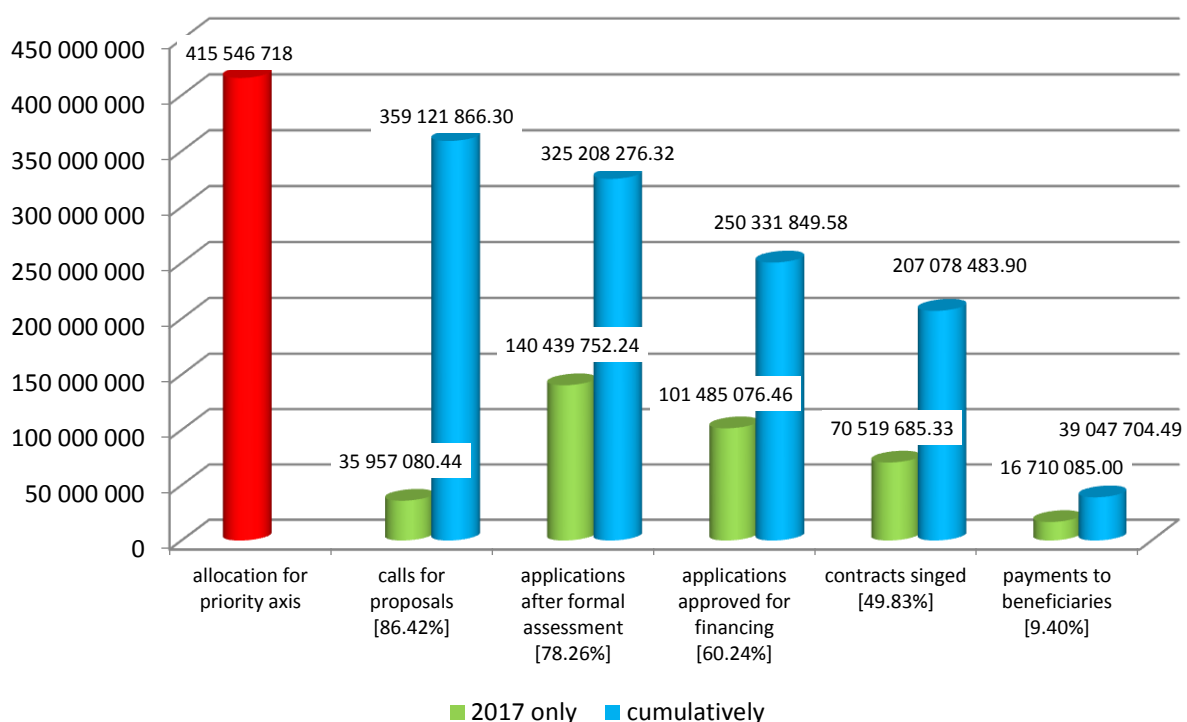
### Objective of Priority Axis

The objective of Priority Axis 1 is to increase competitiveness and develop the regional economy based on research and development, innovation and new solutions for enterprises.

**Thematic Objective 1 – Strengthening research, technological development and innovation (IP 1a, 1b)**

**Thematic Objective 3 – Enhancing the competitiveness of small and medium-sized enterprises (SMEs) (IP 3a, 3b, 3c).**

### Implementation of Priority Axis 1 [EUR]



Priority Axis 1 is co-financed from the European Regional Development Fund in the amount EUR 415 546 718, i.e. 25.67% of the ERDF allocation.

By 31.12.2017, 38 calls for proposals were announced, in which the value of the ERDF funds was EUR 359 121 866.30, i.e. 86.42% of the Axis 1 allocation.

By the end of 2017, 1 364 applications for co-financing passed the formal assessment, in which the ERDF funds amounted to EUR 325 208 276.32, i.e. 78.26% of the Axis 1 allocation.

824 projects were approved for implementation in the value of EUR 391 669 134.53 (eligible costs), including the ERDF funds in the amount of EUR 250 331 849.58, i.e. 60.24% of the Axis 1 allocation.

By the end of 2017, 573 contracts were signed with the value of EUR 318 384 301.68, including co-financing from the ERDF funds in the amount of EUR 207 078 483.90, i.e. 49.83% of the Axis 1 allocation.

Payments to beneficiaries from the ERDF funds amounted to EUR 39 047 704.49, i.e. 9.40% of the Axis 1 allocation.



The Certifying Authority submitted to the European Commission applications for payments for the total eligible costs in the amount of EUR 51 518 269.59. The European Commission has reimbursed expenditures in the amount of EUR 39 411 476.19, i.e. 9.48% of the Axis 1 allocation.

#### Physical progress by 31.12.2017 (Performance Framework)

Type of indicator	Name of indicator	Unit	Milestone (2018)	Achievement based on final payment applications	% of objective implementation
<b>Priority Axis 1 Enterprises and innovations</b>					
Output indicator	<i>Number of enterprises receiving support (CI 1)</i>	enterprises	413	158	38.26%
Financial progress indicator	<i>Total certified eligible expenditure</i>	EUR	59 007 634	51 518 270	87.31%

#### Issues affecting the implementation of Priority Axis 1

Applications for co-financing filed within PA1 confirm substantial interest in the implementation of projects by entrepreneurs who are the main beneficiaries of the EU assistance.

In 2017 the difficulties in the implementation of projects aimed at creating R&D infrastructure in enterprises under Investment Priority 1b were observed (Measure 1.2 Innovative enterprises). Due to little interest in the first calls for proposals announced in 2015, the calls were announced again in the following years. In 2018 due to the increased interest, the budget for the calls was increased. Due to the great interest in the implementation of projects in the field of introducing product and process innovation in Investment Priority 3c (Measure 1.5. Development of products and services in SMEs), an additional call for proposal was announced.

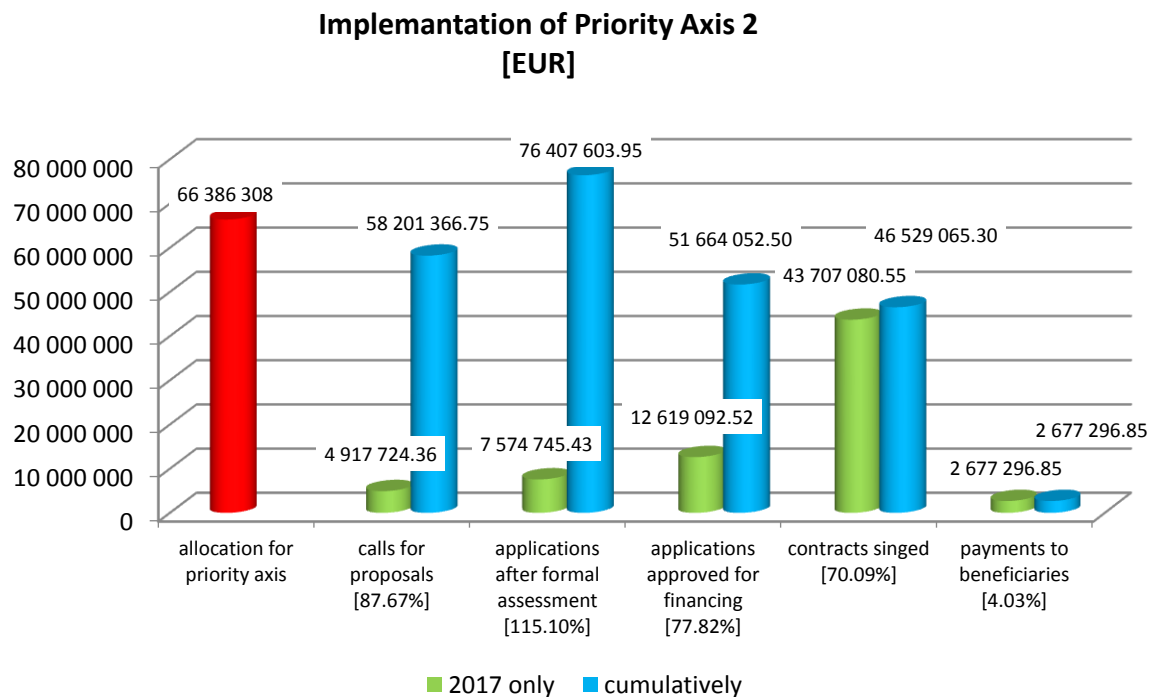
The implementation of PA 1 was affected by the low interest in the calls, despite repeated calls for applications, in Investment Priority 3b (Measure 1.4 Internationalization of enterprises) in the field of international expansion.

## 2.2 Priority Axis 2 Information and communication technologies (TO 2)

### Objective of Priority Axis

The main objective of Priority Axis 2 is to increase the availability, level of use and quality of information and communication technologies in the region.

**Thematic objective 2 – Enhancing access to, and use and quality of, information and communication technologies (ICT) (IP 2c).**



Priority Axis 2 co-financed from the funds of the European Regional Development Fund in the amount of EUR 66 386 308, i.e. 4.10% of the ERDF allocation.

By 31.12.2017, 6 calls for proposals were announced, in which the value of the ERDF funds was EUR 58 201 366.75, i.e. 87.67% of the Axis 2 allocation.

By the end of 2017, 146 applications for co-financing passed the formal assessment, in which the ERDF funds amounted to EUR 76 407 603.95, i.e. 115.10% of the Axis 2 allocation.

88 projects were approved for implementation with the value of EUR 61 456 877.45 EUR (eligible costs), including the ERDF funds in the amount of EUR 51 664 052.50, i.e. 77.82% of the Axis 2 allocation.

By the end of 2017, 84 contracts were signed with the value of EUR 55 691 031.88, including co-financing from the ERDF funds EUR 46 529 065.30, i.e. 70.09% of the Axis 2 allocation.

Payments to beneficiaries from the ERDF funds amounted to 2 677 296.85 EUR, i.e. 4.03% of the Axis 2 allocation.

The Certifying Authority submitted to the European Commission applications for payments for the total eligible costs in the amount of EUR 1 438 216.12. The European Commission has reimbursed expenditures in the amount of EUR 1 100 235.33, i.e. 1.66% of the Axis 2 allocation.

### Physical progress by 31.12.2017 (Performance Framework)

Type of indicator	Name of indicator	Unit	Milestone (2018)	Achievement based on final payment applications	% of objective implementation
<b>Priority Axis 2 Information and communication technologies</b>					
Output indicator	<i>Number of public services of the 3rd maturity level (bilateral interaction) available online</i>	q-ty	50	0	0.00%
Output indicator	<i>Number of subjects which shared the information of public sector online</i>	q-ty	17	0	0.00%
Financial progress indicator	<i>Total certified eligible expenditure</i>	EUR	17 260 440	1 438 216	8.33%

### Issues affecting the implementation of Priority Axis 2

Delays in the implementation of Investment Priority 2c (Measure 2.1 E-services) were associated with great interest in the implementation of projects by applicants what resulted in a large number of submitted applications for co-financing. In addition, due to the specialised matter of the projects, and hence the lack of experts for substantive evaluation, the procedure of evaluation, selection of projects and contracting was extended. In 2017 there was a significant acceleration of the implementation and over 70% of the Axis 2 allocation was contracted - these are the positively evaluated projects from the first call announced in December 2015.

In addition, the delays in the implementation of projects are affected by the problems of beneficiaries concerning implementation of the public procurement procedure due to the lack of contractors.

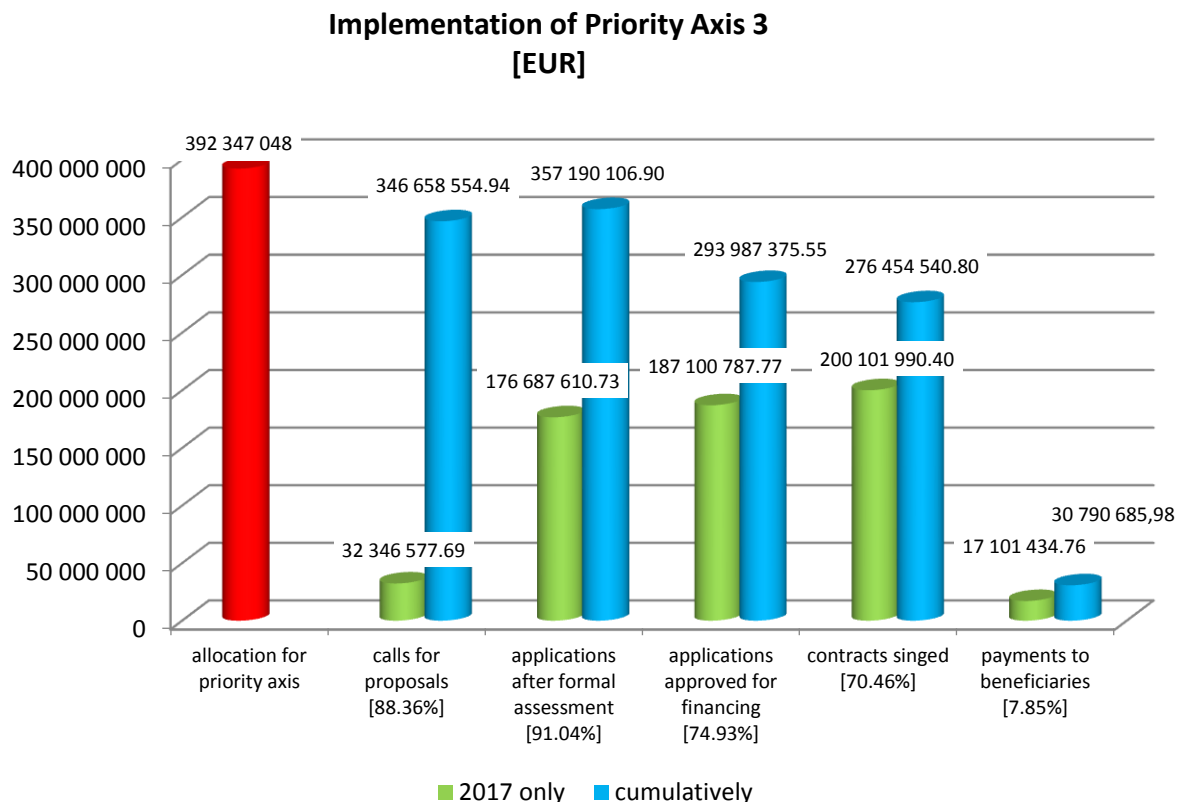
Slow expenditure of funds is observed in comparison with signed contracts, which is mainly due to the nature of investments (specifics of IT projects), usually settled by beneficiaries after completion of the entire project.

## 2.3 Priority Axis 3 Low-carbon economy (TO 4)

### Objective of Priority Axis

The main objective of Priority Axis 3 is to reduce the emission intensity of the economy and to increase the share of energy generated from renewable sources and increase energy efficiency.

**Thematic objective 4 – Supporting the shift towards a low-carbon economy in all sectors (IP 4a, 4b, 4c, 4e, 4g).**



Priority Axis 3 co-financed by the European Regional Development Fund in the amount of EUR 392 347 048, i.e. 24.24% of the ERDF allocation.

By 31.12.2017, 35 calls for proposals were announced, in which the value of the ERDF funds was EUR 346 658 554.94, i.e. 88.36% of the Axis 3 allocation.

By the end of 2017, 555 applications for co-financing passed the formal assessment, in which the ERDF funds amounted to EUR 357 190 106.90, i.e. 91.04% of the Axis 3 allocation.

412 projects were approved for implementation with the value of EUR 378 767 435.41 (eligible costs), including the ERDF funds in the amount of EUR 293 987 375.55, i.e. 74.93% of the Axis 3 allocation.

By the end of 2017, 381 contracts were signed with the value of EUR 355 389 344.71, including co-financing from the ERDF funds in the amount of EUR 276 454 540.80, i.e. 70.46% of the Axis 3 allocation.

Payments to beneficiaries from the ERDF funds amounted to EUR 30 790 685.98, i.e. 7.85% of the Axis 3 allocation.

The Certifying Authority submitted to the European Commission applications for payments for the total eligible costs in the amount of EUR 19 229 338.86. The European Commission has reimbursed expenditures in the amount of EUR 14 710 444.20, i.e. 3.75% of the Axis 3 allocation.

### Physical progress by 31.12.2017 (Performance Framework)

Type of indicator	Name of indicator	Unit	Milestone (2018)	Achievement based on final payment applications	% of objective implementation
<b>Priority Axis 3 Low-carbon economy</b>					
Output indicator	<i>Floor area of the modernized buildings</i>	m <sup>2</sup>	91 387	2 660.56	2.91%
Output indicator	<i>Number of purchased units of the passenger rolling stock for the public transport</i>	q-ty	27	0	0.00%
Output indicator	<i>Length of bicycle roads</i>	km	49	0	0.00%
Financial progress indicator	<i>Total certified eligible expenditure</i>	EUR	49 043 381	19 229 339	39.21%

### Issues affecting the implementation of Priority Axis 3

In 2017 there was a significant acceleration in the project evaluation and selection procedure as well as in the contracting of financing agreements in all Axis 3 Investment Priorities. In response to the needs of applicants applying for Priority 4e (Measure 3.4. Implementation of low-carbon strategy), the Managing Authority of the ROP plans to extend the type of projects with multi-family buildings and the list of beneficiaries with cooperatives and housing communities - this issue requires a change of the Programme approved by the decision of the European Commission. This causes delays in the implementation of the intervention and therefore the MA of the ROP changed the date of announcing the calls for proposals from January 2017 to 2018.

In addition, the MA proposed a change in the Programme regarding the transfer of the above-mentioned intervention related to low chimney emission (exchange of boilers) from Investment Priority 4e (Measure 3.4. Implementation of low-carbon strategy) to Investment Priority 4c (Measure 3.3 Energy efficiency in public buildings and the housing sector). This requires a decision of the European Commission, which also affects delays in the implementation of such projects.

In the fourth quarter of 2017, tender proceedings were announced for the selection of Financial Intermediaries, who will manage financial instruments (loans), intended to support the energy efficiency of multi-family residential buildings (Investment Priority 4c). Due to the fact that no tender has been submitted in the proceedings and the proceedings have been annulled, there are delays in implementing the Axis.

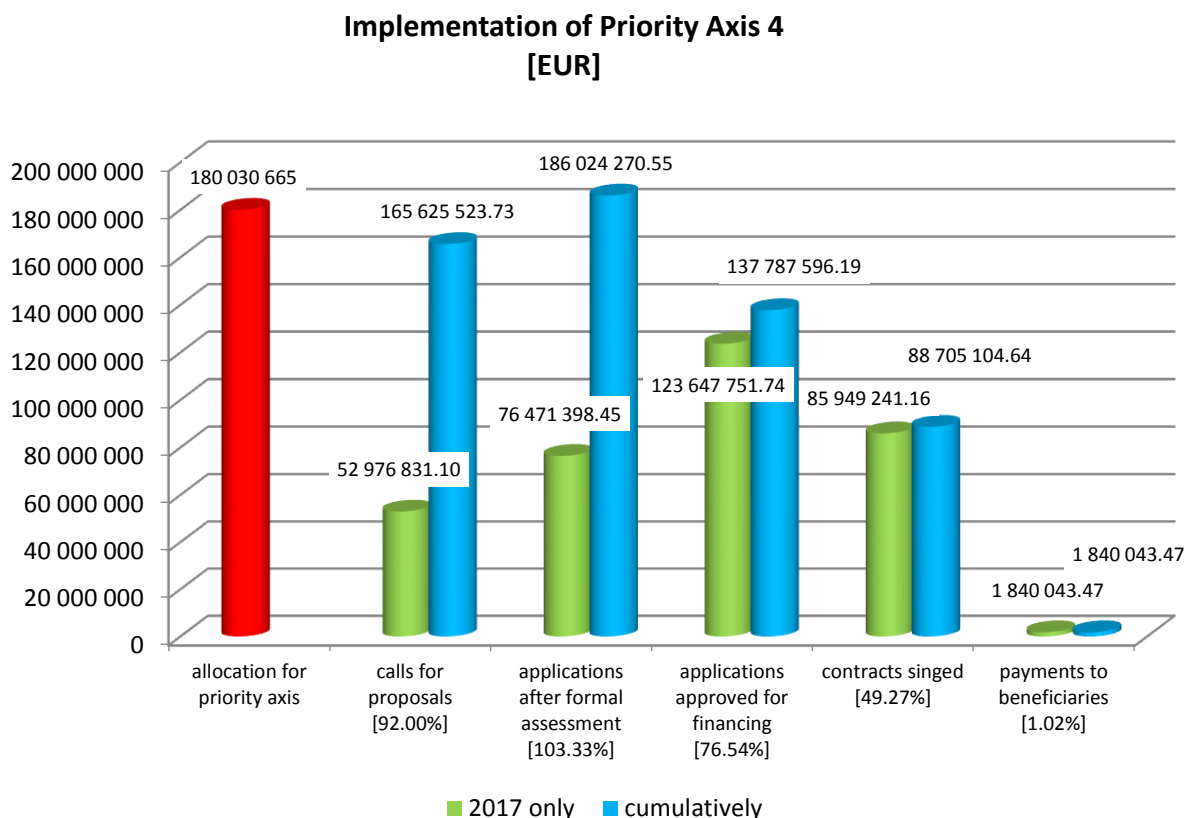
## 2.4 Priority Axis 4 Environment and Resources (TO 5 and TO 6)

### Objective of Priority Axis

The main objective of Priority Axis 4 is to improve the condition of the environment and increase the efficiency of the use of natural resources.

**Thematic objective 5 – Promoting climate change adaptation, risk prevention and management (IP 5b).**

**Thematic objective 6 – Preserving and protecting the environment and promoting resource efficiency (IP 6a, 6b, 6c, 6d).**



Priority Axis 4 co-financed from the European Regional Development Fund in the amount of EUR 180 030 665, i.e. 11.12% of the ERDF allocation.

By 31.12.2017, 25 calls for proposals were announced, in which the value of the ERDF funds was EUR 165 625 523.73, i.e. 92.00% of the Axis 4 allocation.

By the end of 2017, 232 applications for co-financing passed the formal assessment, in which the ERDF funds amounted to EUR 186 024 270.55, i.e. 103.33% of the Axis 4 allocation.

148 projects were approved for implementation with the value of EUR 176 637 150.46 (eligible costs), including the ERDF funds in the amount of EUR 137 787 596.19, i.e. 76.54% of the Axis 4 allocation.

By the end of 2017, 110 contracts were signed with the value of EUR 112 454 750.28, including co-financing from the ERDF funds in the amount of EUR 88 750 104.64, i.e. 49.27% of the Axis 4 allocation.

Payments to beneficiaries from the ERDF funds amounted to EUR 1 840 043.47, i.e. 1.02% of the Axis 4 allocation.

The Certifying Authority submitted to the European Commission applications for payments for the total eligible costs in the amount of EUR 1 096 890.83. The European Commission has reimbursed expenditures in the amount of EUR 839 121.50, i.e. 0.47% of the Axis 4 allocation.

#### Physical progress by 31.12.2017 (Performance Framework)

Type of indicator	Name of indicator or KIS*	Unit	Milestone (2018)	Achievement based on final payment applications (excl. KIS)	% of objective implementation
<b>Priority Axis 4 Environment and Resources</b>					
Output indicator	<i>Length of sanitary sewage network</i>	km	46	0	0.00%
Output indicator	<i>Number of supported immovable monuments</i>	q-ty	7	1	14.29%
Output indicator	<i>Number of supported waste management plants</i>	q-ty	3	0	0.00%
Output indicator	<i>Population benefiting from flood protection measures (CI 20)</i>	person	0	0	-
KIS	<i>Number of contracts signed related to flood protection</i>	q-ty	3	1	33.33%
Financial progress indicator	<i>Total certified eligible expenditure</i>	EUR	50 408 586	1 096 891	2.18%

\* KIS – Key Implementation Stage

#### Issues affecting the implementation of Priority Axis 4

1. The Voivodeship Waste Management Plan for the Lower Silesian Voivodship for the years 2016-2022 together with the Investment Plan were finally approved on December 21, 2017. Due to the fact that the projects implemented must meet the criterion of compliance with the Investment Plan, signing agreements for the implementation of projects was possible only after the approval of the Plan. The above causes delays in the implementation of Investment Priority 6a (Measure 4.1 Waste Management).
2. The implementation of Investment Priority 6b (Measure 4.2 Water and sewage management) is influenced by the late adoption of the 4<sup>th</sup> update of the National Programme for Municipal Wastewater Treatment (21.04.2016). After the ROP Managing Authority announced the calls for proposals, the Ministry of the Environment had already commenced the next update. Due to doubts regarding the conformity assessment of co-financed projects with KPOŚK (National Municipal Wastewater Treatment Programme), the process of evaluating applications for co-financing was extended and the signing of contracts was delayed.  
The 5<sup>th</sup> update of KPOŚK was adopted on 31/07/2017.

3. The Water Management Plan in the Odra River Basin was adopted on 18.10.2016, while the European Commission did not confirm the execution of the ex-ante condition until the end of the reporting period, which makes it impossible to start projects related to the construction of small retention systems and flood investments under Investment Priority 5b (Measure 4.5 Security).

Moreover, the delay in the implementation of IP 5b was affected by the change in effect from 01.01.2018 the Water Law Act introducing a new entity that took over the obligations of existing beneficiaries of implemented projects (it also requires the acquisition of infrastructure related to implemented projects) and it significantly affects the contracting and the schedule of the implementation of projects.

In addition, in all Investment Priorities, particularly in IP 6b (Measure 4.2 Water and sewage management) there was a delay in the implementation of projects due to the problems of beneficiaries in the public procurement procedure related to an increase in the prices of construction works and services.

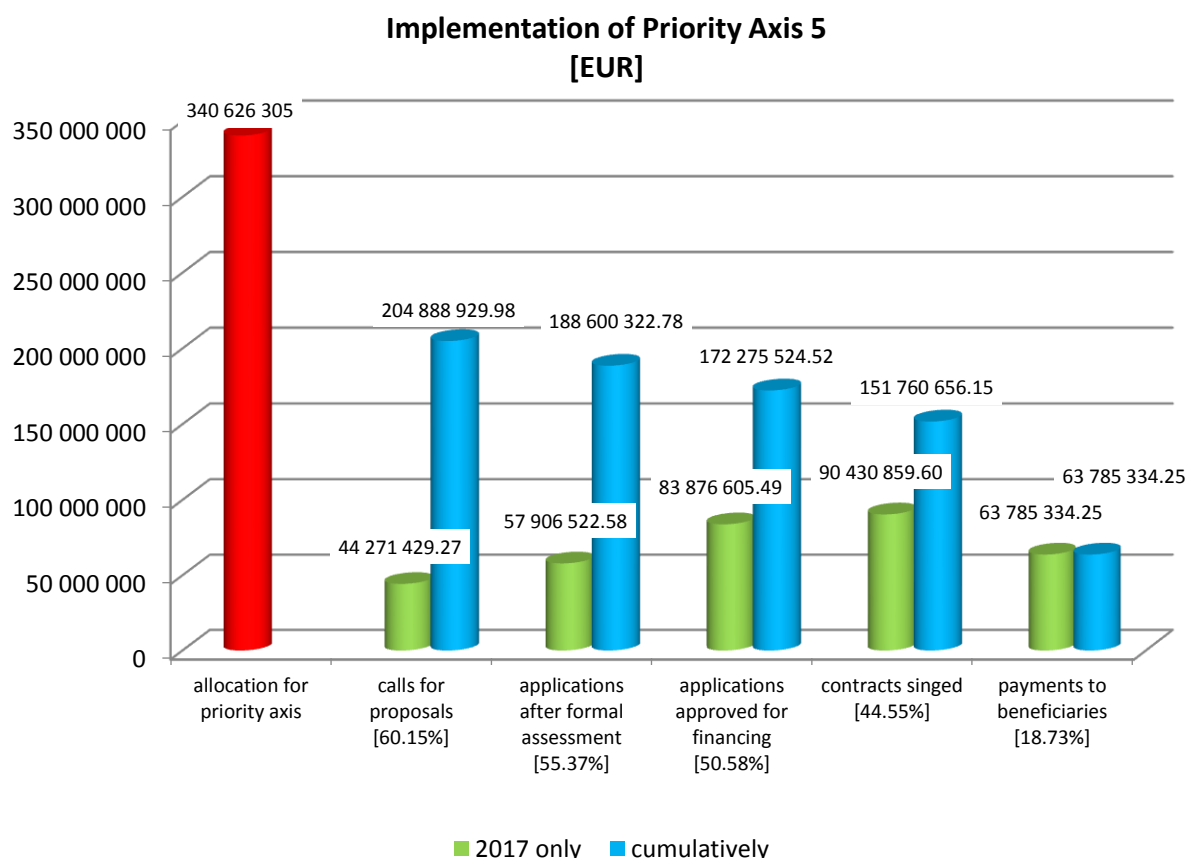


## 2.5 Priority Axis 5 Transport (TO 7)

### Objective of Priority Axis

The main objective of Priority Axis 5 is to improve transport accessibility of the region as well as quality and transport standards in Lower Silesia.

**Thematic objective 7 – Promoting sustainable transport and removing bottlenecks in key network infrastructures (IP 7b, 7d).**



Priority Axis 5 co-financed from the European Regional Development Fund in the amount of EUR 340 626 305, i.e. 21.04% of the ERDF allocation.

By 31.12.2017, 28 calls for proposals were announced, in which the value of the ERDF funds was EUR 204 888 929.98, i.e. 60.15% of the Axis 5 allocation.

By the end of 2017, 30 applications for co-financing passed the formal assessment, in which the ERDF funds amounted to EUR 188 600 322.78, i.e. 55.37% of the Axis 5 allocation.

24 projects were approved for implementation with the value of EUR 212 215 259.30 (eligible costs), including the ERDF funds in the amount of EUR 172 275 524.52, i.e. 50.58% of the Axis 5 allocation.

By the end of 2017, 21 contracts were signed with the value of EUR 183 705 037.48, including co-financing from the ERDF funds in the amount of EUR 151 760 656.15, i.e. 44.55% of the Axis 5 allocation.

Payments to beneficiaries from the ERDF funds amounted to EUR 63 785 334.25, i.e. 18.73% of the Axis 5 allocation.

The Certifying Authority submitted to the European Commission applications for payments for the total eligible costs in the amount of EUR 70 972 122.15. The European Commission has reimbursed expenditures in the amount of EUR 54 293 673.38, i.e. 15.94% of the Axis 5 allocation.

#### Physical progress by 31.12.2017 (Performance Framework)

Type of indicator	Name of indicator or KIS*	Unit	Milestone (2018)	Achievement based on final payment applications (excl. KIS)	% of objective implementation
<b>Priority Axis 5 Transport</b>					
Output indicator	<i>Total length of reconstructed or upgraded roads (CI 14)</i>	km	8	2.66	33.25%
KIS	<i>Estimated length of reconstructed, modernized roads on the basis of signed contracts</i>	km	48	65.13	135.69%
Output indicator	<i>Total length of reconstructed or upgraded railway line (CI 12)</i>	km	4	0.00	0.00%
KIS	<i>Estimated length of reconstructed, modernized railway lines based on contracts</i>	km	12	5.06	42.17%
Financial progress indicator	<i>Total certified eligible expenditure</i>	EUR	61 312 735	70 972 122	115.75%

\* KIS – Key implementation Stage

#### Issues affecting the implementation of Priority Axis 5

1. In Investment Priority 7b (Measure 5.1 Road transport availability), there have been problems with the preparation of road infrastructure projects by applicants using the non-competitive procedure, which affected the deadlines for submitting applications for co-financing. Delays in preparing the applications were mainly related to the problem of applicants obtaining environmental decisions, preparation of investment feasibility studies and technical documentation.
2. In the Investment Priority 7d (Measure 5.2 Railway transport system) delays occurred in the implementation of railway projects related to the preparation of documentation by the applicant (environmental impact assessment, tender documentation). In addition, the implementation of projects requires multilateral arrangements between the owners of the railway infrastructure. Delays in the implementation of IP 7d are also affected by the long period of implementation of railway investments.

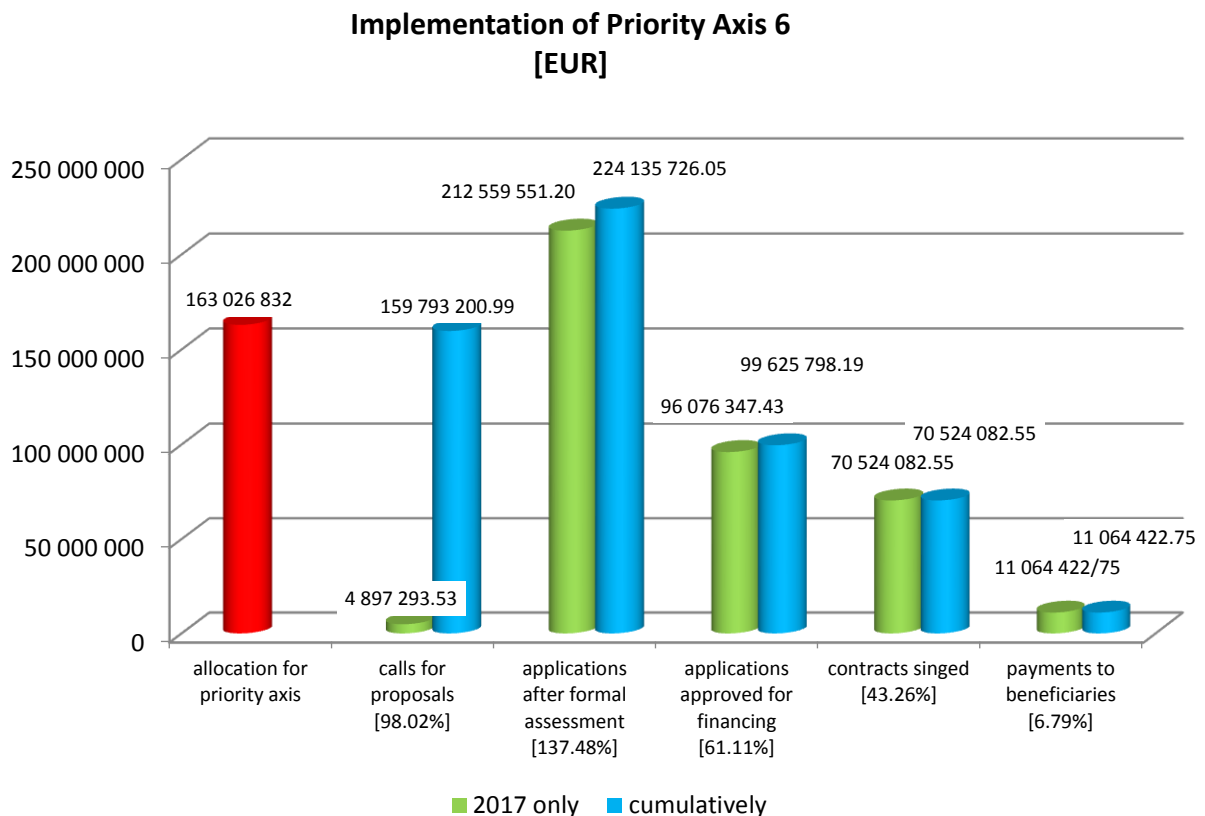
In addition, delays in the implementation of projects in PA 5 were affected by the problems of beneficiaries in the public procurement procedure related to the lack of contractors and an increase in the prices of construction works and services.

## 2.6 Priority Axis 6 Social cohesion infrastructure (TO 9)

### Objective of Priority Axis

The main objective of Priority Axis 6 is to provide infrastructure for social cohesion and to improve the quality of life, in particular for poor communities.

**Thematic objective 9 – Promoting social inclusion, combating poverty and any discrimination (IP 9a, 9b).**



Priority Axis 6 is co-financed by the European Regional Development Fund in the amount of EUR 163 026 832, i.e. 10.07% of the ERDF allocation.

By 31.12.2017, 24 calls for proposals were announced, in which the value of the ERDF funds was EUR 159 793 200.99, i.e. 98.02% of the Axis 6 allocation.

By the end of 2017, 554 applications for co-financing passed the formal assessment, in which the ERDF funds amounted to EUR 224 135 726.05, i.e. 137.48% of the Axis 6 allocation.

193 projects were approved for implementation with the value of EUR 122 483 319.08 EUR (eligible costs), including the ERDF funds in the amount of EUR 99 625 798.19, i.e. 61.11% of the Axis 6 allocation.

By the end of 2017, 91 contracts were signed with the value of EUR 83 958 550.30, including co-financing from the ERDF funds in the amount of EUR 70 524 082.55, i.e. 43.26% of the Axis 6 allocation.

Payments to beneficiaries from the ERDF funds amounted to EUR 11 064 422.75, i.e. 6.79% of the Axis 6 allocation.

The Certifying Authority submitted to the European Commission applications for payments for the total amount of eligible costs in the amount of EUR 13 165 469.76. The European Commission has reimbursed expenditure in the amount of EUR 10 071 584.35, i.e. 6.18% of the Axis 6 allocation.

#### Physical progress by 31.12.2017 (Performance Framework)

Type of indicator	Name of indicator	Unit	Milestone (2018)	Achievement based on final payment applications	% of objective implementation
<b>Priority Axis 6 Social cohesion infrastructure</b>					
Output indicator	<i>Number of supported healthcare institutions</i>	q-ty	6	0	0.00%
Output indicator	<i>Number of supported infrastructure facilities located in revitalized areas</i>	q-ty	22	0	0.00%
Financial progress indicator	<i>Total certified eligible expenditure</i>	EUR	32 605 366	13 165 470	40.38%

#### Issues affecting the implementation of Priority Axis 6

1. In Investment Priority 9a (Measure 6.2 Investments in health infrastructure), the implementation of projects started with a delay. The procedure for approving projects to be implemented is long, requires consultation with maps of health needs, as well as obtaining an opinion on the purposefulness of the investment implementation. As a result, the first contracts for co-financing projects were signed in the third quarter of 2017.
2. The delay in the implementation of Investment Priority 9b (Measure 6.3 Revitalisation of degraded areas) was influenced by a long-lasting and multi-stage procedure of preparing, consulting and approving Local Revitalisation Programmes (RLP), which the applicant was obliged to carry out. In addition, the project evaluation procedure was influenced by a large interest in the implementation of this type of projects and the related large number of applications for co-financing under the LRP. The first contracts for the implementation of projects were signed in December 2017.

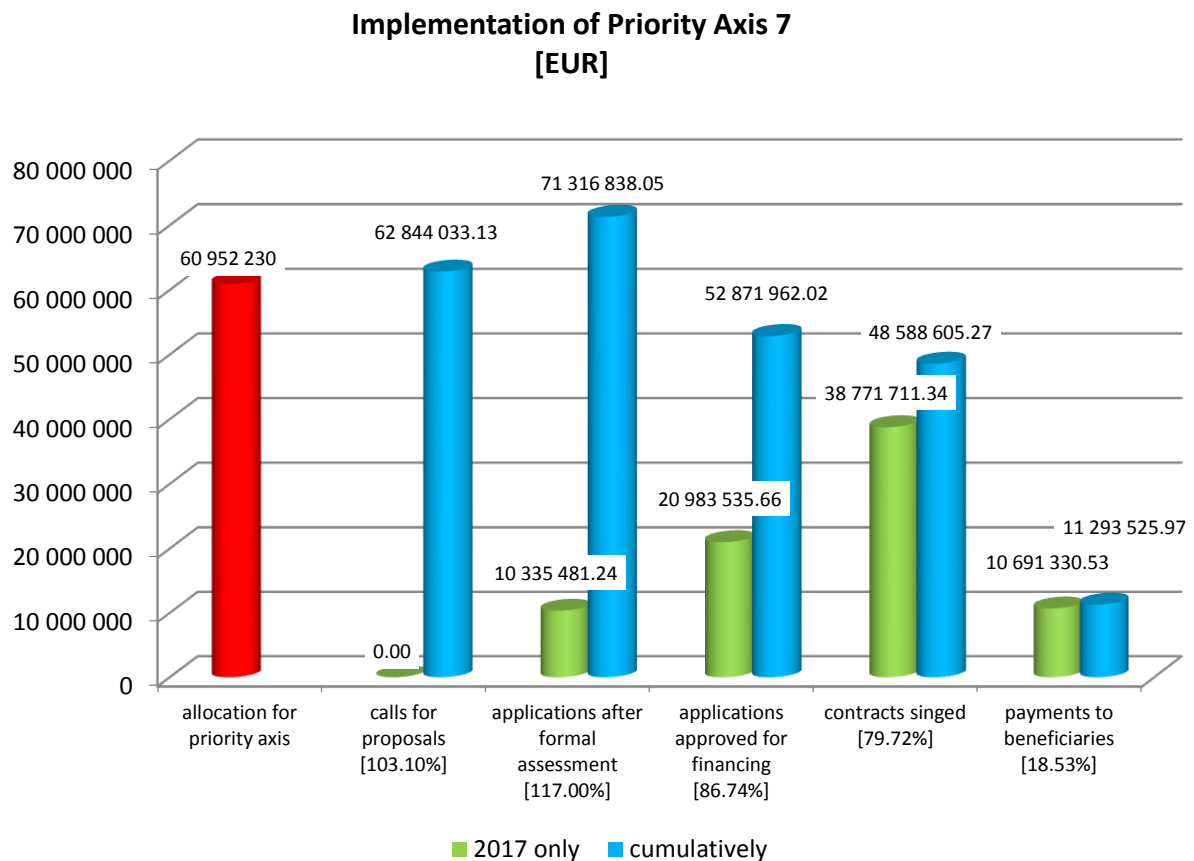
In addition, delays in the implementation of projects were affected by the problems of beneficiaries in the public procurement procedure related to an increase in the prices of construction works and services.

## 2.7 Priority Axis 7 Educational infrastructure (TO 10)

### Objective of Priority Axis

The main objective of Priority Axis 7 is to modernise and strengthen the educational infrastructure.

**Thematic objective 10 – Investing in education, training and vocational training for skills and lifelong learning (IP 10a).**



Priority Axis 7 is co-financed by the European Regional Development Fund in the amount of EUR 60 952 230, i.e. 3.76% of the ERDF allocation.

By 31.12.2017, 19 calls for proposals were announced, in which the value of the ERDF funds was EUR 62 844 033.13, i.e. 103.10% of the Axis 7 allocation.

By the end of 2017, 174 applications for co-financing passed the formal assessment, in which the ERDF funds amounted to EUR 71 316 838.05, i.e. 117.00% of the Axis 7 allocation.

125 projects were approved for implementation with the value of EUR 75 455 997.14 (eligible costs), including the ERDF funds in the amount of EUR 52 871 962.02, i.e. 86.74% of the Axis 7 allocation.

By the end of 2017, 123 contracts were signed with the value of EUR 72 319 780.16, including co-financing from the ERDF funds in the amount of EUR 48 588 605.27, i.e. 79.72% of the Axis 7 allocation.

Payments to beneficiaries from the ERDF funds amounted to EUR 11 293 525.97, i.e. 18.53% of the Axis 7 allocation.

The Certifying Authority submitted to the European Commission applications for payments for the total eligible costs in the amount of EUR 12 512 916.83. The European Commission has reimbursed expenditures in the amount of EUR 9 572 381.37, i.e. 15.70% of the Axis 7 allocation.

#### Physical progress by 31.12.2017 (Performance Framework)

Type of indicator	Name of indicator or KIS*	Unit	Milestone (2018)	Achievement based on final payment applications (excl. KIS)	% of objective implementation
<b>Priority Axis 7 Educational infrastructure</b>					
Output indicator	<i>Capacity of supported childcare or education infrastructure (CI 35)</i>	person	3 396	2 165	63.75%
KIS	<i>Estimated number of users of childcare or educational infrastructure supported by programme on the basis of signed contracts</i>	person	4 407	94 795	2 151.01%
Financial progress indicator	<i>Total certified eligible expenditure</i>	EUR	24 380 892	12 512 917	51.32%

\* KIS – Key Implementation Stage

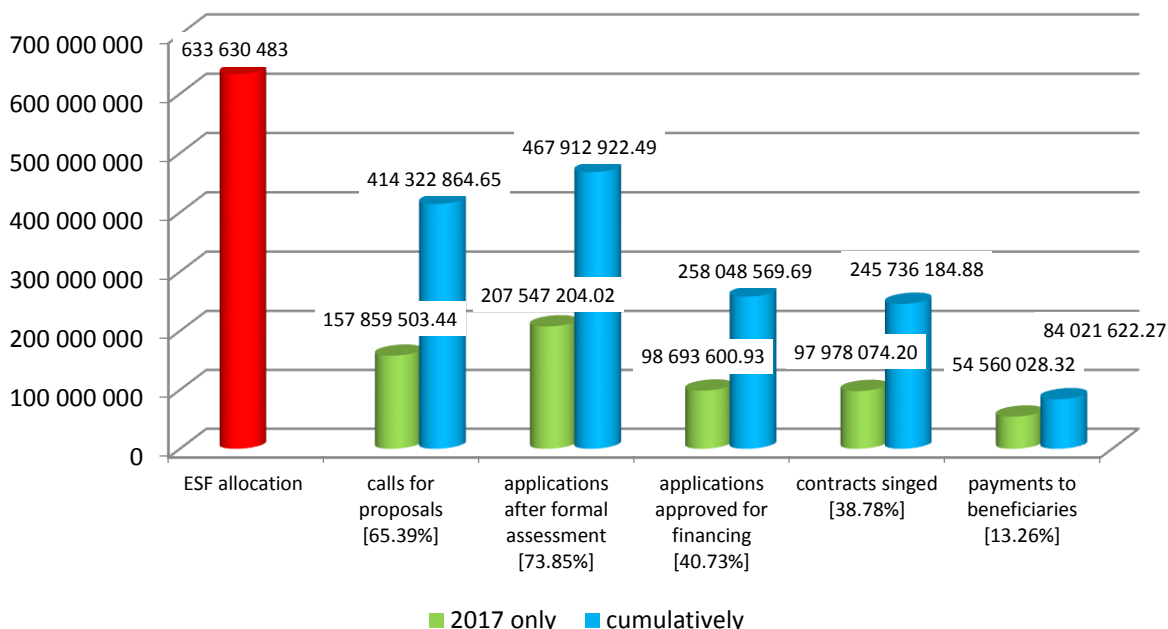
#### Issues affecting the implementation of Priority Axis 7

In PA 7, calls for proposals were announced at the beginning of 2016, hence the degree of advancement of implementation is greater than in other Priority Axes. Beneficiaries report difficulties in implementing projects resulting from public procurement procedures related to an increase in prices of construction works and services.

An obstacle in implementing PA 7 is the reform of education involving the elimination of junior high school schools. In the ROP DV 2014-2020, support was also provided for junior high school schools.

### 3. European Social Fund

#### Implementation of ESF [EUR]



The allocation from the European Social Fund (ESF) for co-financing projects within ROP DV 2014-2020 is EUR 633 630 483.

In order to select projects co-financed from the ESF, 103 calls for proposals were announced, in which the value of the EU funds amounted to EUR 414 322 864.65, i.e. 65.39% of the ESF allocation.

By 31.12.2017, 1 ,259 applications for co-financing passed the formal assessment, within which the ESF funds amounted to EUR 467 912 922.49, i.e. 73.85% of the ESF allocation

773 projects were approved for co-financing in the value of EUR 303 762 259.19 (eligible costs), including the EFS funds in the amount of EUR 258 048 569.69, i.e. 40.73% of the ESF allocation.

By the end of 2017, 720 contracts were signed with the value of EUR 289 280 403.97, including co-financing from the EFS funds in the amount of EUR 245 736 184.88, i.e. 38.78% of the ESF allocation.

Payments to beneficiaries from the ESF funds amounted to EUR 84 021 622.27, i.e. 13.26% of the ESF allocation.

The Certifying Authority submitted to the European Commission applications for payments for the total eligible costs in the amount of EUR 85 905 466.90. The European Commission has reimbursed expenditures in the amount of EUR 65 768 472.44, i.e. 10.38% of the ESF allocation.

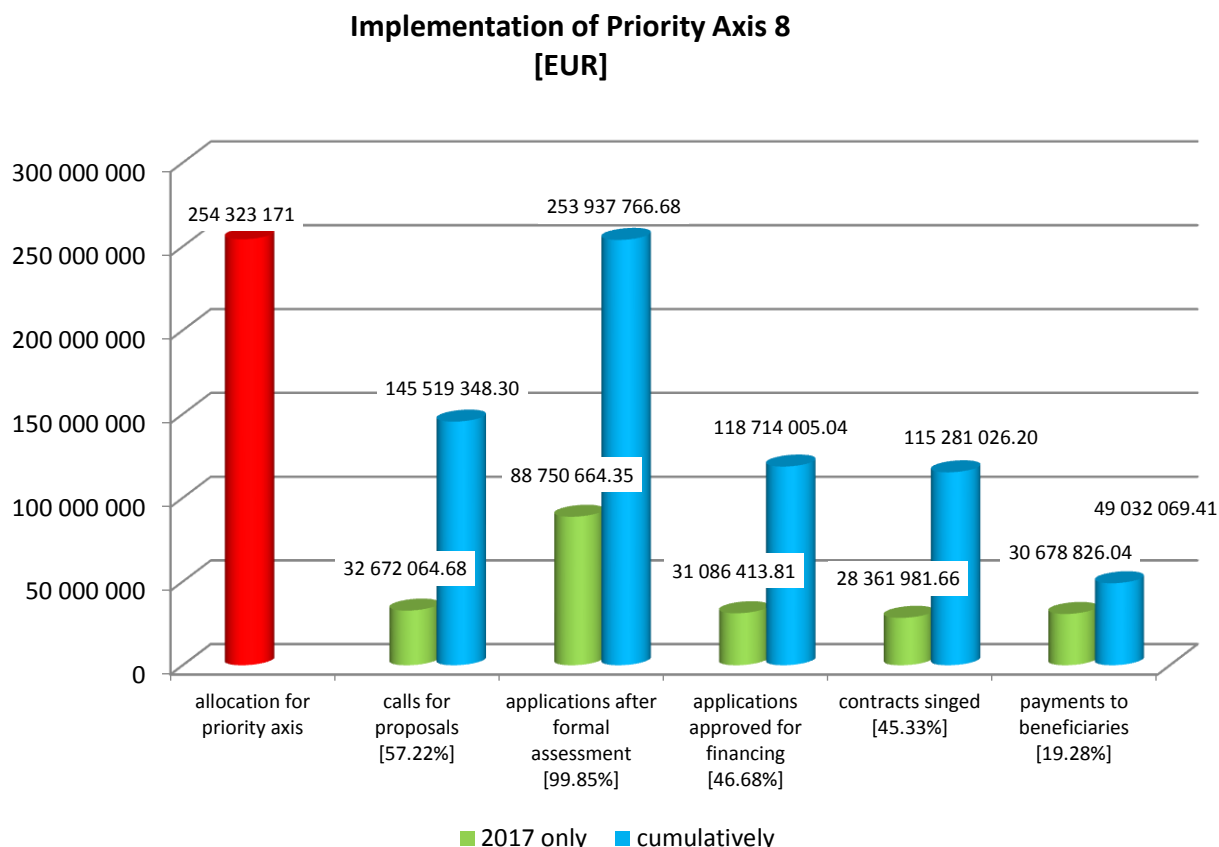


### 3.1 Priority Axis 8 Labour market (TO 8)

#### Objective of Priority Axis

The main objective of Priority Axis 8 is to increase employment and employee mobility.

**Thematic objective 8 – Promoting sustainable and quality employment and supporting labour mobility (IP 8.i, 8.ii, 8.iv, 8.v, 8.vi).**



Priority Axis 8 is co-financed by the European Social Fund in the amount of EUR 254 323 171, i.e. 40.14% of the ESF allocation.

By 31.12.2017, 22 calls for proposals were announced, in which the value of the ESF funds amounted to EUR 145 519 348.30, i.e. 57.22% of the Axis 8 allocation.

By the end of 2017, 514 applications for co-financing passed the formal assessment, within which the ESF funds amounted to EUR 253 937 766.68, i.e. 99.85% of the Axis 8 allocation.

243 projects were approved for co-financing in the value of EUR 139 686 868.66 (eligible costs), including the EFS funds in the amount of EUR 118 714 005.04, i.e. 46.68% of the Axis 8 allocation.

By the end of 2017, 233 contracts were signed with the value of EUR 135 665 987.65, including co-financed from the EFS funds in the amount of EUR 115 281 026.20, i.e. 45.33% of the Axis 8 allocation.

Payments to beneficiaries from the ESF funds amounted to EUR 49 032 069.41, i.e. 19.28% of the Axis 8 allocation.

The Certifying Authority submitted to the European Commission applications for payments for the total eligible costs in the amount of EUR 49 640 466.29. The European Commission has reimbursed expenditures in the amount of EUR 38 025 128.61, i.e. 14.95% of the Axis 8 allocation.

#### Physical progress by 31.12.2017 (Performance Framework)

Type of indicator	Name of indicator	Unit	Milestone (2018)	Achievement based on payment applications	% of objective implementation
<b>Priority Axis 8 Labour market</b>					
Output indicator	<i>Unemployed, including long-term unemployed (C1)</i>	person	10 773	15 373	142.70%
Output indicator	<i>Unemployed who have received non-repayable funds for starting a business</i>	person	972	1 827	187.96%
Financial progress indicator	<i>Total amount of certified eligible expenses</i>	EUR	96 642 805	49 640 466	51.36%

#### Issues affecting the implementation of Priority Axis 8

1. The lack of Regional Health Programmes preventing the launch of the procedure of announcing calls for proposals in accordance with the regional programme affected the progress in the implementation of Investment Priority 8.vi (Measure 8.7 Active and healthy aging). The procedure of accepting health programmes and project selection criteria for the health area is long and multi-stage and it does not depend on the MA of the ROP.

The MA takes actions aimed at announcing calls for proposals for which it is not necessary to develop Regional Health Programmes in 2018.

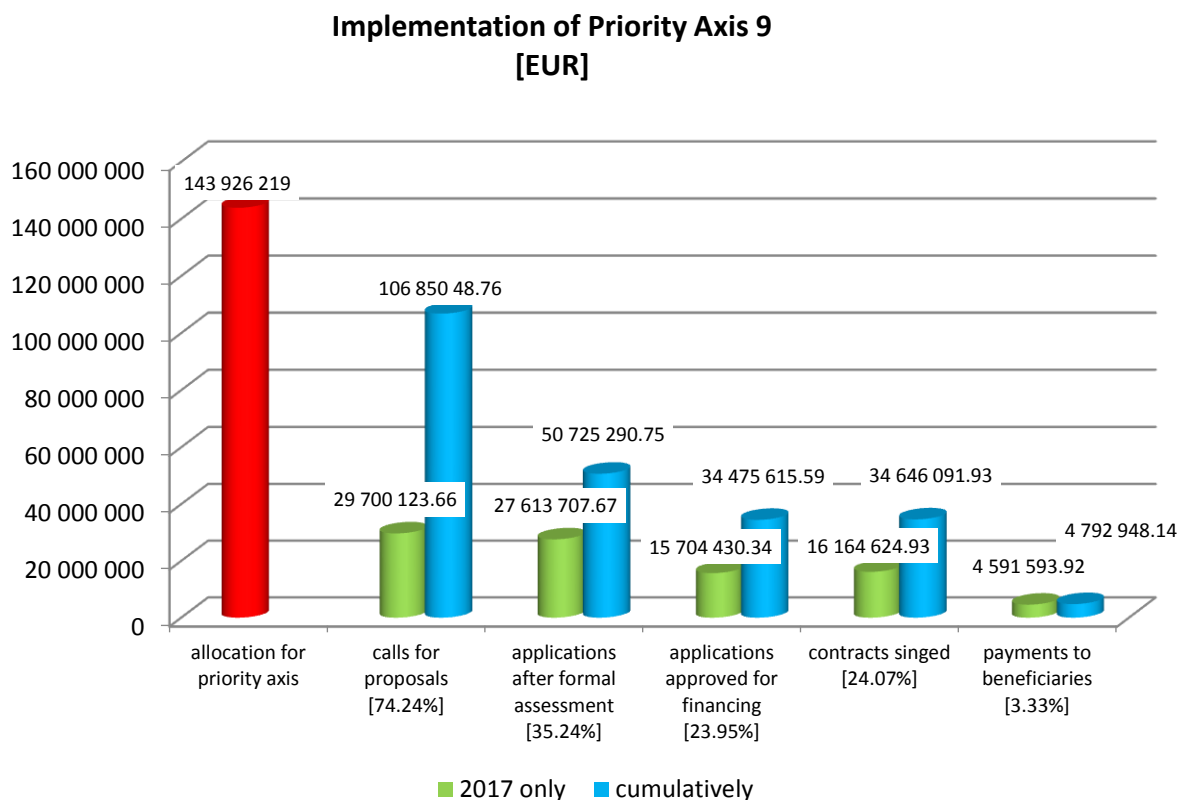
2. Problems in recruiting participants for projects under Investment Priority 8.vi (Measure 8.7 Active and healthy aging) pose a risk of failure to achieve indicators set by beneficiaries in their projects. This is due to the implementation of a cancer prevention programme by the Ministry of Health in the same area and for a similar target group. There are no additional formalities or restrictions in national programmes. In calls for proposals announced under the ROP DV, the support is only addressed to people who are unemployed.

## 3.2 Priority Axis 9 Social inclusion (TO 9)

### Objective of Priority Axis

The main objective of Priority Axis 9 is social inclusion, raising the level and quality of life.

**Thematic objective 9 – Promoting social inclusion, combating poverty and any discrimination (IP 9.i, 9.iv, 9.v).**



Priority Axis 9 is co-financed by the European Social Fund in the amount of EUR 143 926 219, i.e. 22.71% of the ESF allocation.

By 31.12.2017, 33 calls for proposals were announced, in which the value of the ESF funds amounted to EUR 106 850 481.76, i.e. 74.24% of the Axis 9 allocation.

By the end of 2017, 163 applications for co-financing passed the formal assessment, within which the ESF funds amounted to EUR 50 725 290.75, i.e. 35.24% of the Axis 9 allocation.

128 projects were approved for co-financing in the value of EUR 40 579 313.93 (eligible costs), including the EFS funds in the amount of EUR 34 475 615.59, i.e. 23.95% of the Axis 9 allocation.

By the end of 2017, 120 contracts were signed with the value of EUR 40 779 801.47, including co-financed from the EFS funds in the amount of EUR 34 646 091.93, i.e. 24.07% of the Axis 9 allocation\*.

\* the value of contracts results from the increased funding for the ESF funds in the IP 9.iv projects.

Payments to beneficiaries from the ESF funds amounted to EUR 4 792 948.14, i.e. 3.33% of the Axis 9 allocation.

The Certifying Authority submitted to the European Commission applications for payments for the total eligible costs in the amount of EUR 4 791 100.81. The European Commission has reimbursed expenditures in the amount of EUR 3 665 192.10, i.e. 2.55% of the Axis 9 allocation.

#### Physical progress by 31.12.2017 (Performance Framework)

Type of indicator	Name of indicator	Unit	Milestone (2018)	Achievement based on payment applications	% of objective implementation
<b>Priority Axis 9 Social inclusion</b>					
Output indicator	<i>Number of people at risk of poverty or social exclusion covered by the programme</i>	person	7 956	2 861	35.96%
Output indicator	<i>Number of social economy entities covered by the support</i>	q-ty	175	445	254.29%
Financial progress indicator	<i>Total amount of certified eligible expenses</i>	EUR	33 822 661	4 791 101	14.17%

#### Issues affecting the implementation of Priority Axis 9

1. In 2017 significant problems were noted in the implementation of Investment Priority 9.i (Measure 9.1 Active integration) due to low interest in calls for proposals resulting from the applied solutions in the implementation system defined in the Guidelines for the implementation of projects in the area of social inclusion and fighting poverty, including a complicated procedure for outsourcing professional activation services, a requirement to achieve high employment effectiveness and limiting the use of non-competitive procedure. In addition, the improving socio-economic situation in the region limits the population of the target group (fewer potential recipients of the EU assistance).

The MA organised information meetings, simplified project selection criteria, increased allocations for calls for proposals, and changed the form of calls for the open ones.

2. In the implementation of Investment Priority 9.iv (Measure 9.2 Access to high quality social services), the problem involves the need to apply the competition procedure for social assistance institutions and poviat family aid centers. The number of applicants has also been limited by the project implementation rules, i.e. the required 15% beneficiary's own contribution, obligation to use social contracts, limitation of support types for excluded persons (third stage of dismissal from the labor market), the complicated procedure of outsourcing professional activity services and the requirement of employment effectiveness.
3. The progress in the implementation of Investment Priority 9.iv (Measure 9.3 Access to high-quality health services) is affected by the lack of Regional Health Programmes preventing the launch of the procedure for announcing calls for proposals. The procedure of accepting health programmes and project selection criteria for the health area is long, multi-stage and it does not depend on the MA of the ROP.

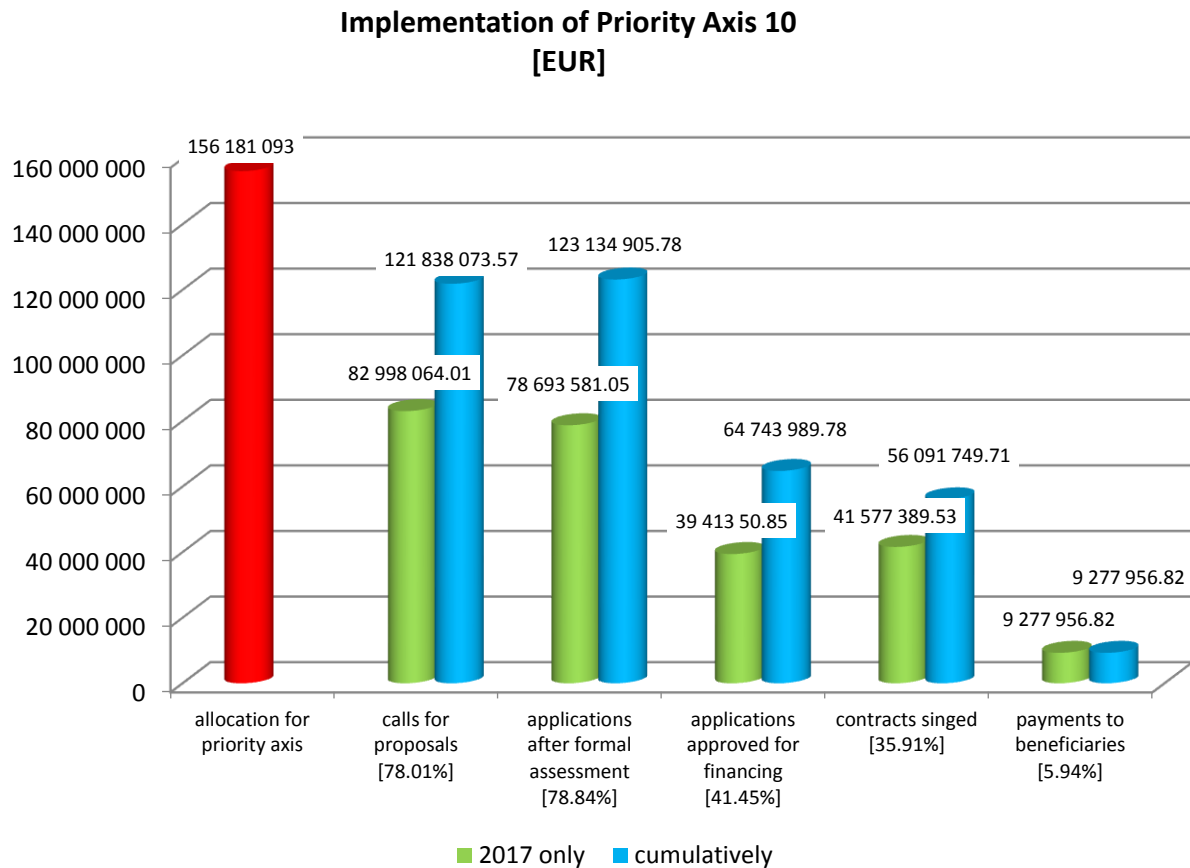
The MA of the ROP undertakes activities aimed at announcing calls for proposals for which it is not necessary to develop Regional Health Programmes in 2018.

### 3.3 Priority Axis 10 Education (TO 10)

#### Objective of Priority Axis

The objective of Priority Axis 10 is to improve the quality and accessibility of education.

**Thematic objective 10 – Investing in education, training and vocational training for skills and lifelong learning (IP 10.i, 10.iii, 10.iv).**



Priority Axis 10 is co-financed by the European Social Fund in the amount of EUR 156 181 093, i.e. 24.65% of the ESF allocation.

By 31.12.2017, 44 calls for proposals were announced, in which the value of the ESF funds amounted to EUR 121 838 073.57, i.e. 78.01% of the Axis 10 allocation.

By the end of 2017, 553 applications for co-financing passed the formal assessment, within which the ESF funds amounted to EUR 123 134 905.78, i.e. 78.84% of the Axis 10 allocation.

373 projects were approved for co-financing in the value of EUR 76 302 006.82 (eligible costs), including the EFS funds in the amount of EUR 64 743 989.78 EUR, i.e. 41.45% of the Axis 10 allocation.

By the end of 2017, 338 contracts were signed with the value of EUR 66 108 356.68, including co-financed from the EFS funds in the amount of EUR 56 091 749.71, i.e. 35.91% of the Axis 10 allocation.

Payments to beneficiaries from the ESF funds amounted to EUR 9 277 956.82 EUR, i.e. 5.94% of the Axis 10 allocation.

The Certifying Authority submitted to the European Commission applications for payments for the total eligible costs in the amount of EUR 9 182 887.66. The European Commission has reimbursed expenditures in the amount of EUR 7 024 909.03, i.e. 4.50% of the Axis 10 allocation.

### Physical progress by 31.12.2017 (Performance Framework)

Type of indicator	Name of indicator	Unit	Milestone (2018)	Achievement based on payment applications	% of objective implementation
<b>Priority Axis 10 Education</b>					
Output indicator	<i>Number of pre-school places supported by programme</i>	q-ty	1 160	2 148	185.17%
Output indicator	<i>Number of teachers supported by programme</i>	person	636	1 024	161.01%
Output indicator	<i>Number of pupils receiving support in developing key competencies in programme</i>	person	10 255	10 660	103.95%
Output indicator	<i>Number of schools, laboratories of which were re-equipped within programme</i>	q-ty	127	85	66.93%
Output indicator	<i>Number of students in schools and vocational training institutions who participated in internships and trainings organised by the employer</i>	person	6 457	702	10.87%
Financial progress indicator	<i>Total amount of certified eligible expenses</i>	EUR	28 112 597	9 182 888	32.66%

### Issues affecting the implementation of Priority Axis 10

1. In connection with the introduced reform of the education system involving cancellation of junior high schools effective 01.09.2017, problems have arisen in the implementation of projects under Investment Priority 10.i. (Measure 10.2. Ensuring equal access to high quality primary, lower secondary and upper secondary education) related to the qualification of project participants. This required the MA of the ROP to re-verify the projects and resulted in a need to introduce changes to projects already selected for co-financing. The introduced changes in the education system resulted in delays in the implementation of IP 10.i.

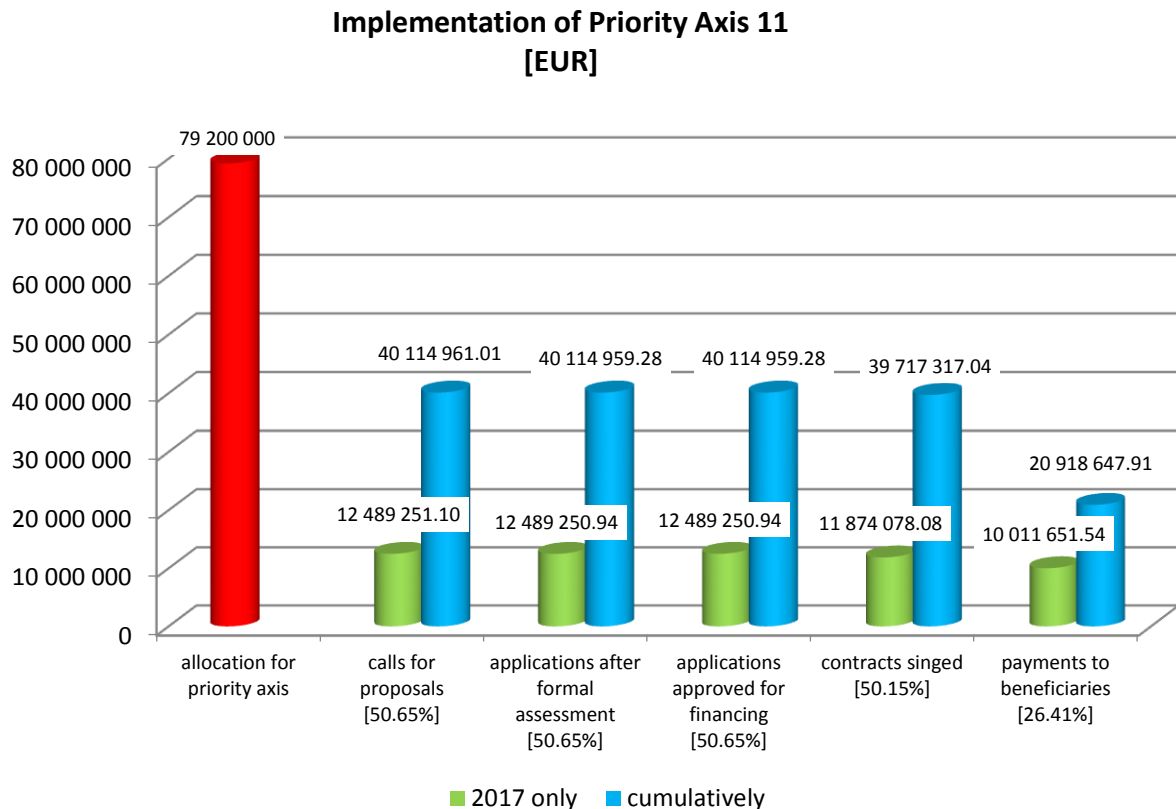
2. In Investment Priority 10.iii (Measure 10.3 Improving the accessibility and supporting lifelong learning), problems have arisen with the recruitment of participants to projects related to the implementation of a large number of projects in the same area. The MA of the ROP introduced changes in the participants' recruitment policy - the target group was expanded, the recruitment procedure was changed, terms of trainings were adjusted to the needs of the participants, the period for the implementation of projects was extended. In the calls for proposals announced during the second half of 2017, the formula for implementing projects in the field of lifelong learning was changed - the projects are implemented by operators in the areas indicated during the recruitment (in a given area support will be provided by one operator). Difficulties of beneficiaries in attracting participants affected the timeliness of project implementation and delays in the settlement of expenses.
3. In Investment Priority 10.iv (Measure 10.4. Adaptation of education system and vocational training to labor market needs), there is little interest of applicants in the implementation of projects in the field of internship and apprenticeship at the employer. The introduced reform of education introducing branch schools also had an impact on the low interest of applicants. The MA of the ROP introduced changes in the project selection criteria as well as accelerated the process of contract evaluation and contracting of projects.

### 3.4 Priority Axis 11 Technical Assistance (TO 11)

#### Objective of Priority Axis

The objective of Priority Axis 11 is to ensure efficient and effective use of structural funds under the ROP DV.

**Thematic Objective 11 – Enhancing institutional capacity of public authorities and stakeholders and efficient public administration (IP 11.i).**



Priority Axis 11 is co-financed by the European Social Fund in the amount of EUR 79 200 000, i.e. 12.50% of the ESF allocation.

By 31.12.2017, 4 calls for proposals were announced, in which the value of the ESF funds amounted to EUR 40 114 961.01, i.e. 50.65% of the Axis 11 allocation.

By the end of 2017, 29 applications for co-financing passed the formal assessment, within which the ESF funds amounted to EUR 40 114 959.28, i.e. 50.65% of the Axis 11 allocation.

29 projects were approved for co-financing in the value of EUR 47 194 069.78 (eligible costs), including the EFS funds in the amount of EUR 40 114 959.28, i.e. 50.65% of the Axis 11 allocation.

By the end of 2017, 29 contracts were signed with the value of EUR 46 726 258.17, including co-financed from the EFS funds in the amount of EUR 39 717 317.04, i.e. 50.15% of the Axis 11 allocation.

Payments to beneficiaries from the ESF funds amounted to EUR 20 918 647.91, i.e. 26.41% of the Axis 11 allocation.



The Certifying Authority submitted to the European Commission applications for payments for the total eligible costs in the amount of EUR 22 291 012.14. The European Commission has reimbursed expenditures in the amount of EUR 17 053 242.70, i.e. 21.53% of the Axis 11 allocation.

#### 4. Examples of implemented projects under the ROP DV 2014-2020

##### Priority Axis 1 Enterprises and innovations

Investment Priority 3c	Measure 1.5 Development of products and services in SME
Beneficiary	<b>"DUBLET" Smoleń i Lejko Spółka jawna</b>
Project title	Wdrożenie do produkcji elewacyjnego innowacyjnego systemu powłokowego Dublet Mineral
Total value	EUR 1 249 064.30 (PLN 5 222 088.00)
EU funding (45%)	EUR 456 974.74 (PLN 1 910 520.00)
Link to the page	<a href="http://www.dublet.com.pl/projekt.php">http://www.dublet.com.pl/projekt.php</a>

##### Priority Axis 2 Information and communication technologies

Investment Priority 2c	Measure 2.1 Public e-services
Beneficiary	<b>Uzdrowisko Łądek-Długopole S.A.</b>
Project title	E-usługi wewnątrzadministracyjne A2A i e- usługi publiczne A2C w „Uzdrowisku Łądek-Długopole” S.A.
Total value	EUR 244 095.11 (PLN 1 020 512.85)
EU funding (69%)	EUR 167 655.09 (PLN 700 932.40)
Link to the page	<a href="http://www.uzdrowisko-ladek.pl/ladek-zdroj/ladek-zdroj-uzdrowisko/projekty-unijne/">http://www.uzdrowisko-ladek.pl/ladek-zdroj/ladek-zdroj-uzdrowisko/projekty-unijne/</a>

##### Priority Axis 3 Low-carbon economy

Investment Priority 4a	Measure 3.1 Production and distribution of energy from renewable sources
Beneficiary	<b>Gmina Wleń</b>
Project title	Budowa małych instalacji fotowoltaicznych na terenie Gminy Wleń
Total value	EUR 399 187.30 (PLN 1 668 922.27)
EU funding (85%)	EUR 329 742.84 (PLN 1 378 588.88)
Link to the page	<a href="http://wlen.pl/cms/23290/budowa_malych_instalacji_fotowoltaicznych_na_terenie_gminy_wlen">http://wlen.pl/cms/23290/budowa_malych_instalacji_fotowoltaicznych_na_terenie_gminy_wlen</a>

Investment Priority 4c	Measure 3.3 Energy Efficiency in Public Buildings and Housing
Beneficiary	<b>Gmina Boguszów -Gorce</b>
Project title	Termomodernizacja gminnych budynków mieszkalnych
Total value	EUR 350 438.62 (PLN 1 465 113.80)
EU funding (72%)	EUR 119 528.71 (PLN 499 725.64)
Link to the page	<a href="http://fundusze.boguszow-gorce.pl/p,1,projekty-realizowane">http://fundusze.boguszow-gorce.pl/p,1,projekty-realizowane</a>

Investment Priority 4e	Measure 3.4 Implementation of Low Carbon Strategy
Beneficiary	<b>Gmina Strzelin</b>
Project title	Ograniczenie niskiej emisji w Gminie Strzelin poprzez zakup niskoemisyjnego taboru autobusowego do obsługi komunikacji miejskiej i podmiejskiej
Total value	EUR 1 121 360.61 (PLN 4 688 184.44)
EU funding (85%)	EUR 933 200.79 (PLN 3 901 525.87)

Link to the page	<a href="http://www.strzelin.pl/projekty_/12d74c9e824d583de2a9d8d7822a8038.html">http://www.strzelin.pl/projekty_/12d74c9e824d583de2a9d8d7822a8038.html</a>
------------------	---

#### Priority Axis 4 Environment and resources

Investment Priority 6c	Measure 4.3 Cultural heritage
Beneficiary	<b>Gmina Wałbrzych</b>
Project title	Rewitalizacja zabytkowego obiektu Muzeum Porcelany w Wałbrzychu wraz z infrastrukturą towarzyszącą
Total value	EUR 164 382.84 (PLN 687 251.79)
Eu funding (85%)	EUR 112 886.31 (PLN 471 955.10)
Link to the page	<a href="http://www.ipaw.walbrzych.eu/dowiedz-sie-wiecej/zobacz-efekty/muzeum-porcelany-w-walbrzychu">http://www.ipaw.walbrzych.eu/dowiedz-sie-wiecej/zobacz-efekty/muzeum-porcelany-w-walbrzychu</a>

Investment Priority 5b	Measure 4.5 Security
Beneficiary	<b>Gmina Oborniki Śląskie</b>
Project title	Wsparcie jednostek ratowniczych z terenu Gminy Oborniki Śląskie
Total value	EUR 46 836.26 (PLN 191 632.25)
EU funding (74%)	EUR 33 918.84 (PLN 141 807.87)
Link to the page	<a href="http://www.oborniki-slaskie.pl/page/rpo">http://www.oborniki-slaskie.pl/page/rpo</a>

#### Priority Axis 5 Transport

Investment Priority 7b	Measure 5.1. Road Transport Availability
Beneficiary	<b>Gmina Legnica</b>
Project title	Modernizacja trasy 2a w Legnicy celem poprawy jakości połączeń z siecią TEN-T i dróg krajowych - przebudowa ul. Jaworzyńskiej
Total value	EUR 12 726 000.27 (PLN 53 204 861.91)
Eu funding (85%)	EUR 7 139 087.40 (PLN 29 847 096.59)
Link to the page	<a href="https://portal.legnica.eu/fundusze-unijne-3-1181/fundusze-unijne-2014-2020/modernizacja-trasy-2a-w-legnicy-celem-poprawy">https://portal.legnica.eu/fundusze-unijne-3-1181/fundusze-unijne-2014-2020/modernizacja-trasy-2a-w-legnicy-celem-poprawy</a>

Investment Priority 7d	Measure 5.2. Rail transport system
Beneficiary	<b>Koleje Dolnośląskie S.A.</b>
Project title	Poprawa jakości usług regionalnego publicznego transportu zbiorowego Województwa Dolnośląskiego realizowana poprzez zakup jedenastu nowych, pięciocłonowych elektrycznych zespołów trakcyjnych
Total value	EUR 63 981 357.63 (PLN 267 493 260.00)
EU funding (84%)	EUR 43 858 898.00 (PLN 183 365 280.80)
Link to the page	<a href="https://www.kolejedolnoslaskie.eu/pl/o-sp%C3%B3%C5%82ce/projekty-unijne/projekt-rpo-45we-impuls.html">https://www.kolejedolnoslaskie.eu/pl/o-sp%C3%B3%C5%82ce/projekty-unijne/projekt-rpo-45we-impuls.html</a>

#### Priority Axis 6 Social cohesion infrastructure

Investment Priority 9a	Measure 6.1 Investment in social infrastructure
Beneficiary	<b>Gmina Środa Śląska</b>
Project title	Budowa żłobka w Środzie Śląskiej
Total value	EUR 1 154 331.52 (PLN 4 826 029.23)
Eu funding (54%)	EUR 590 419.22 (PLN 2 468 424.67)

Link to the page	<a href="http://www.srodaslaska.pl/www/399659.xml">http://www.srodaslaska.pl/www/399659.xml</a>
------------------	---

Investment Priority 9a	Measure 6.2 Investment in health infrastructure
Beneficiary	<b>Jaworskie Centrum Medyczne sp. z o.o.</b>
Project title	Poprawa jakości i dostępności udzielanych świadczeń zdrowotnych w Jaworskim Centrum Medycznym
Total value	EUR 170 556.11 (PLN 713 061.00)
EU funding (85%)	EUR 144 972.70 (PLN 606 101.85)
Link to the page	<a href="http://www.nzojcm.pl/aktualnosci/nowy-projekt-unijny-w-jcm.html">http://www.nzojcm.pl/aktualnosci/nowy-projekt-unijny-w-jcm.html</a>

### Priority Axis 7 Educational infrastructure

Investment Priority 10a	Measure 7.1 Investments in pre-primary, primary and lower secondary education
Beneficiary	<b>Gmina Dobroszyce</b>
Project title	Budowa przedszkola gminnego w Dobroszycach
Total value	EUR 1 601 185.28 (PLN 6 694 235.40)
EU funding(66%)	EUR 982 351.65 (PLN 4 107 015.78)
Link to the page	<a href="http://www.dobroszyce.pl/fundusze-unijne/15/44/Dotacja-na-budowe-Przedszkola-Gminnego-w-Dobroszycach">http://www.dobroszyce.pl/fundusze-unijne/15/44/Dotacja-na-budowe-Przedszkola-Gminnego-w-Dobroszycach</a>

Investment Priority 10a	Measure 7.2 Investments in upper secondary education including vocational education
Beneficiary	<b>Miasto Wałbrzych</b>
Project title	Czas na zawodowców – innowacyjne wyposażenie wałbrzyskich szkół zawodowych
Total value	EUR 844 327.96 (PLN 3 529 966.35)
EU funding (85%)	EUR 715 466.65 (PLN 2 991 222.98)
Link to the page	<a href="https://urząd.um.walbrzych.pl/node/4400">https://urząd.um.walbrzych.pl/node/4400</a>

### Priority Axis 8 Labour market

Investment Priority 8.i	Projects of district labour offices
Beneficiary	<b>Powiatowy Urząd Pracy w Kłodzku</b>
Project title	Aktywizacja zawodowa osób bezrobotnych powyżej 30 roku życia – znajdujących się w szczególnej sytuacji na rynku pracy w powiecie kłodzkim II
Total value	EUR 1 192 600.46 (PLN 4 986 024.00)
Eu funding (85%)	EUR 1 013 710.29 (PLN 4 238 120.00)
Link to the page	<a href="http://pup.klodzko.pl/strona/%E2%80%9Eaktywizacja-zawodowa-osob-bezrobotnych-powy%C5%BCej-30-roku-%C5%BCycia-znajdujacych-sie-w-szczegolnej-sytuacji-na-ryнку-pracy-w-powiecie-kłodzkim-ii-%E2%80%9D-rpo-wd-2014-2020/287">http://pup.klodzko.pl/strona/%E2%80%9Eaktywizacja-zawodowa-osob-bezrobotnych-powy%C5%BCej-30-roku-%C5%BCycia-znajdujacych-sie-w-szczegolnej-sytuacji-na-ryнку-pracy-w-powiecie-kłodzkim-ii-%E2%80%9D-rpo-wd-2014-2020/287</a>

### Priority Axis 9 Social inclusion

Investment Priority 9.v	Measure 9.4 Supporting the social economy
Beneficiary	<b>Dolnośląski Ośrodek Polityki Społecznej</b>

Project title	Koordinacja ekonomii społecznej w województwie dolnośląskim
Total value	EUR 203 310.37 (PLN 850 000.00)
Eu funding (85%)	EUR 172 813.82 (PLN 722 500.00)
Link to the page	<a href="http://www.dops.wroc.pl/ekospol15_16.php">http://www.dops.wroc.pl/ekospol15_16.php</a>

#### Priority Axis 10 Education

Investment Priority 10.i	Measure 10.1 Ensuring equal access to quality pre-school education
Beneficiary	<b>Gmina Bolesławiec</b>
Project title	Kreatywne przedszkola
Total value	EUR 143 445.63 (PLN 599 717.50)
EU funding (85%)	EUR 121 928.79 (PLN 509 759.87)
Link to the page	<a href="http://gminaboleslawiec.pl/1346/projekty-kreatywne-przedszkola.html">http://gminaboleslawiec.pl/1346/projekty-kreatywne-przedszkola.html</a>

Investment Priority 10.i	Measure 10.2 Ensuring equal access to high quality primary, lower secondary and upper secondary education
Beneficiary	<b>Fundacja Rozwoju Edukacji Małego Inżyniera</b>
Project title	Trampolina Wiedzy
Total value	EUR 108 223.17 (PLN 452 459.45)
Eu funding (85%)	EUR 91 989.70 (PLN 384 590.53)
Link to the page	<a href="http://fundacja.malyinzynier.pl/examples/trampolina-wiedzy">http://fundacja.malyinzynier.pl/examples/trampolina-wiedzy</a>

## 5. Financial instruments

As part of ROP DV 2014-2020, in total **EUR 149 242 254\*** were allocated to financial instruments, i.e. 6.63% of the Programme allocation in terms of:

- **European Regional Development Fund – EUR 138 242 254**, i.e. 8.54% of the ERDF allocation
- **European Social Fund – EUR 11 000 000**, i.e. 1.74% of the ESF allocation.

\* the exchange rate used for conversions is 1 EUR = 4,3065 PLN (as at the day of signing the agreement).

**On November 30, 2016** an agreement on financing investments from the ERDF funds entitled "Development of entrepreneurship and supporting low-emission economy through financial instruments in the Lower Silesian Voivodship" and an agreement on financing activities from the ESF funds entitled "Support for the Lower Silesian labour market involving financial instruments" were signed with Bank Gospodarstwa Krajowego (BGK).

### **Priority Axis 1 Enterprises and innovations (IP 3c)**

The funds are intended to support undertakings that increase the use of innovations in enterprises, investments contributing to increasing competitiveness.

The final recipients are micro, small and medium-sized enterprises.

The assistance value is EUR 100 102 734, including co-financing from the ERDF in the amount of EUR 85 087 324 and from the state aid in the amount of EUR 15 015 410.

The assistance is available in the form of guarantees, microloans and loans.

On September 20, 2017 BGK signed the first operating agreements with 5 Financial Intermediaries, who will provide support to enterprises.

### **Priority Axis 3 Low-carbon economy (IP 4a)**

The funds are intended for supporting projects aimed at the production of electricity or heat from RES.

The final recipients are local government units, public finance sector entities, energy enterprises, non-governmental organisations, cooperatives and housing communities.

The assistance value is EUR 15 310 688, including co-financing from the ERDF in the amount of EUR 13 014 085 and from the state aid in the amount of 2 296 603.

The assistance is available in the form of loans.

The commencement of the tender procedure for the selection of Financial Intermediaries was planned for the first quarter of 2018.

### **Priority Axis 3 Low-carbon economy (IP 4b)**

The funds are intended to support undertakings aimed at increasing energy efficiency in enterprises.

The final recipients are micro, small and medium-sized enterprises.

The assistance value is EUR 22 866 612, including co-financing from the ERDF in the amount of EUR 19 436 620 and from the state aid in the amount of EUR 3 429 992.

The assistance is available in the form of loans.

The tender procedure for the selection of Financial Intermediaries was carried out in the fourth quarter of 2017. By the end of the reporting period, operating contracts with Intermediaries have not yet been signed.

**Priority Axis 3 Low-carbon economy (IP 4c)**

The funds are intended to support increasing the energy efficiency of multi-family residential buildings.

The final recipients are cooperatives and housing communities.

The assistance value is EUR 24 357 912, including co-financing from the ERDF in the amount of EUR 20 704 225 EUR and from the state aid in the amount of EUR 3 653 687.

The assistance is available in the form of loans.

The tender procedure for the selection of Financial Intermediaries was carried out in the fourth quarter of 2017. No tender was submitted in the proceedings; therefore the proceedings were annulled.

**Priority Axis 8 Labor market (IP 8.iii)**

The funds are allocated for creating new and sustainable jobs - creating enterprises and commencing business activities.

The final recipients are people over 30 who are unemployed.

The assistance value is EUR 12 941 176, including co-financing from the ESF in the amount of EUR 11 000 000 and from the state aid in the amount of EUR 1 941 176.

The assistance is available in the form of loans for the commencement of business activities.

The tender procedure for the selection of Financial Intermediaries was carried out in the fourth quarter of 2017. Until the end of the reporting period, operating contracts with Intermediaries have not been signed yet.

## 6. Integrated Territorial Investments

The ROP Managing Authority identified 3 areas for which an allocation was made from the Programme for the implementation of the objectives set out in the development strategy for these areas, i.e. Integrated Territorial Investments (ITI).

For the implementation of ITI, the total amount of **EUR 561 016 480** was allocated, i.e. 24.91 % of the Programme allocation, including from:

- European Regional Development Fund – EUR 480 150 000, i.e. 29.66% of the ERDF Programme allocation,
- European Social Fund – EUR 80 866 480, i.e. 12.76% of the ESF Programme allocation.

For each ITI, allocations amounted to:

1. ITI of Wrocław Functional Area – **EUR 278 752 082**, i.e. 12.37% of the Programme allocation (including the ERDF funds in the amount of **EUR 240 800 000** and ESF in the amount of **EUR 37 952 082**);
2. ITI of the Jelenia Góra Agglomeration – **EUR 104 499 484**, i.e. 4.64% of the Programme allocation (including the ERDF funds in the amount of **EUR 87 000 000** and ESF in the amount of **EUR 17 499 484**);
3. ITI of the Wałbrzych Agglomeration – **EUR 177 764 914**, i.e. 7.89% of the Programme allocation (including the ERDF in the amount of **EUR 152 350 000** and the ESF in the amount of **EUR 25 414 914**).

By 31.12.2017, 592 projects were implemented within ITI with the value of **EUR 463 608 100.83** (eligible costs) and the co-financing from the EU funds in the amount of **EUR 277 180 323.66**, i.e. 49.41% of the allocation set for the implementation of ITI and 12.31 % of the Programme allocation.

### **ITI of Wrocław Functional Area (ITI WrFA)**

The Wrocław Functional Area, the leader of which is the Municipality of Wrocław, consists of 15 municipalities.

By 31.12.2017 within ITI WrFA 245 projects were implemented with the value of **EUR 191 218 877.25** (eligible costs) and the co-financing from the EU funds in the amount of **EUR 140 431 175.63**, i.e. 50.38% of the ITI WrFA allocation.

Payments to beneficiaries from the EU funds amounted to **EUR 13 676 091.57**, i.e. 4.91% of the ITI WrFA allocation.

### **ITI of the Wałbrzych Agglomeration (ITI WA)**

The leader of the ITI Wałbrzych Agglomeration is the Municipality of Wałbrzych, and the area covers 22 municipalities.

ITI Wałbrzych Agglomeration, as the only one in Poland, fulfills the role of an Intermediary Institution and independently introduces part of the Programme within the ERDF.

By 31.12.2017 within ITI WA 245 projects were implemented with the value of **EUR 110 986 422.78** (eligible costs) and the co-financing from the EU funds in the amount of **EUR 81 365 175.84**, i.e. 45.77% of the ITI WA allocation.

Payments to beneficiaries from the EU funds amounted to **EUR 10 930 880.33**, i.e. 6.15% of the ITI WA allocation.



### **ITI Jelenia Góra Agglomeration (ITI JA)**

The area of implementation of ITI Jelenia Góra Agglomeration includes 18 municipalities lead by the City of Jelenia Góra.

By 31.12.2017 within ITI JA 102 projects were implemented with the value of EUR 73 670 800.99 (eligible costs) and co-financing from EU funds in the amount of EUR 55 383 972.19, i.e. 53.00% of the ITI JA allocation.

Payments to beneficiaries from the EU funds amounted to EUR 2 920 846.48, i.e. 2.80% of the ITI JA.

## Projects implemented within Integrated Territorial Investments

Priority Axis	ITI allocation [EUR]	ITI Wrocław Agglomeration			ITI Wałbrzych Agglomeration			ITI Jelenia Góra Agglomeration			Total ITI			
		Contracts signed			Contracts signed			Contracts signed			Contracts signed			
		No. of contracts	Qualified expenses [EUR]	Including EU funds [EUR]	No. of contracts	Qualified expenses [EUR]	Including EU funds [EUR]	No. of contracts	Qualified expenses [EUR]	Including EU funds [EUR]	No. of contracts	Qualified expenses [EUR]	Including EU funds [EUR]	% of allocation
Priority axis 1 Enterprises and innovations	70 407 807	46	22 284 320.25	17 083 048.05	58	20 626 546.66	9 909 445.53	5	3 342 234.80	2 829 295.01	109	46 253 101.71	29 821 788.59	42.36%
Priority axis 2 Information and communication technologies	20 352 625	17	3 928 044.82	3 327 365.67	20	7 381 793.33	5 996 531.25	7	2 369 770.09	2 011 599.68	44	13 679 608.24	11 335 496.60	55.70%
Priority Axis 3 Low-carbon economy	154 750 000	34	74 991 475.58	55 870 284.97	66	44 801 762.91	35 386 150.36	23	22 937 126.03	16 597 408.51	123	142 730 364.52	107 853 843.84	69.70%
Priority Axis 4 Environment and resources	57 592 193	16	17 196 811.82	11 140 168.28	17	9 527 477.85	6 941 121.52	8	12 187 109.61	10 260 046.96	41	38 911 399.28	28 341 336.76	49.21%
Priority Axis 5 Transport	89 047 375	2	16 058 996.47	13 565 822.10	1	2 446 900.11	2 079 865.10	1	16 545 883.10	10 102 916.22	4	35 051 779.69	25 748 603.42	28.92%
Priority Axis 6 Social cohesion infrastructure	60 000 000	14	7 922 622.96	6 656 845.90	7	3 421 347.19	2 693 828.11	4	2 308 445.07	1 758 080.67	25	13 652 415.22	11 108 754.68	18.51%
Priority Axis 7 Educational infrastructure	28 000 000	26	23 259 467.19	11 104 109.91	9	8 817 596.75	6 507 456.69	14	5 329 752.15	4 481 763.07	49	37 406 816.09	22 093 329.68	78.90%
Priority Axis 8 Labour market	7 414 054	20	4 177 101.92	3 546 205.68	5	1 696 190.39	1 439 482.06	4	1 021 434.29	867 785.47	29	6 894 726.59	5 853 473.21	78.95%
Priority Axis 9 Social inclusion	12 296 667	17	6 640 293.15	5 644 249.17	22	5 369 457.49	4 556 633.93	7	1 990 094.07	1 691 104.29	46	13 999 844.71	11 891 987.39	96.71%
Priority Axis 10 Education	61 155 759	53	14 759 743.09	12 493 075.90	40	6 897 350.09	5 854 661.29	29	5 638 951.78	4 783 972.30	122	27 296 044.97	23 131 709.49	37.82%
<b>Total</b>	<b>561 016 480</b>	<b>245</b>	<b>191 218 877.25</b>	<b>140 431 175.63</b>	<b>245</b>	<b>110 986 422.78</b>	<b>81 365 175.84</b>	<b>102</b>	<b>73 670 800.99</b>	<b>55 383 972.19</b>	<b>592</b>	<b>375 876 101.02</b>	<b>277 180 323.66</b>	<b>49.41%</b>